



Volume Overview—Follow the Leader

In this series, kids will follow the journey of the Israelites through the wilderness. From their escape out of Egypt through the forty years wandering in the desert, God not only provided for all their needs, but also gave them clear instructions on what it looked like to follow Him as their Leader. Ultimately, God led them to the Promised Land, the place He wanted them to be all along. He leads us to better places when we follow Him, too.

SESSION 1: The Exodus from Egypt— Exodus 14:1–31 Faith Fact: God saves me.	SESSION 2: Israelites in the Wilderness— Exodus 16:1–18 Faith Fact: God gives me what I need.
SESSION 3: The Ten Commandments— Exodus 20:1–17 Faith Fact: I love God and others.	SESSION 4: Joshua and the Promised Land— Joshua 5:13 to 6:20 Faith Fact: God keeps His promises.

SESSION OVERVIEW



In this session, kids will learn that when God makes a promise, He will always keep it. Many years before today's Bible story about Joshua and the battle at Jericho took place, God had promised to give a special land to His people, the Israelites. Kids will see the example of how God kept His promise to the Israelites and brought them victory. They will learn about the importance of keeping their promises to others.

Bible Lesson	Faith Fact
Joshua and the Promised Land Joshua 5:13 to 6:20	God keeps His promises.
Faith Verse	
Psalm 37:23 (NLT) The LORD directs the steps of the godly. He delights in every detail of their lives.	

Listen Kids is part of an entire kids' discipleship strategy. Get access at KidminRoadmap.com.

Find the corresponding *Bible Fact-Pak*® question numbers for this session in the Volume Additional Assets on the mobile or Web app.

PREPARING FOR THE SESSION

You Will Need	Getting Ready
<p>Large Group</p> <ul style="list-style-type: none"> • Bible • Sheets of paper, one per kid • Large Group Response Activity • Scissors • Worship songs (Song suggestions: “Breakthrough” by The Belonging Co, “Prize” by The Belonging Co, “Chain Reaction” by River Valley Worship) • For groups not using a phone or tablet only, add: <ul style="list-style-type: none"> ○ Projector or TV ○ Laptop ○ Countdown 5-Minute Video ○ Theme Intro Video ○ Faith Fact Slide or Motion Graphic ○ Game Time Slide or Motion Graphic ○ Bible Lesson Video A ○ Bible Lesson Video B ○ Faith Verse Video or Slide <p>Small Group</p> <ul style="list-style-type: none"> • Jumbo building blocks (used in Group Connection and Faith Verse Review) • Bibles, one per kid • Small labels • Marker • Small Group Activity Page, one per kid • Crayons or markers, and pencils 	<p>Large Group</p> <ul style="list-style-type: none"> • Select worship song(s) and have them ready to play. • Download videos and slides if needed. • Print the Large Group Response Activity and cut apart the slips. <p>Small Group</p> <ul style="list-style-type: none"> • Write one word of the Faith Verse on a label with the marker. Place one label on each jumbo plastic block. Make two sets for each small group. • Option: For younger kids, break the verse into phrases instead of using individual words on each block. • Print the Small Group Activity Page, one per kid.


Check out all the promotional and extra media files available for this theme. To access the Bible Engagement Project from a computer, visit App.BibleEngagementProject.com.

LARGE GROUP (30 Minutes)

See what's needed at the beginning of the session.

INTRODUCTION

- *Optional: Play the **Countdown 5-Minute Video**.*



Welcome

Welcome, everyone. We've been talking about God's people, the Israelites, as they left Egypt and slowly made their way to the Promised Land. I'm excited to open up God's Word to see what He has to say to us today. *(Show the Bible.)* Let's watch this video, and then we'll get started.

- *Play **Theme Intro Video**.*



Has anyone ever made a promise to you? *(Group response)* How important is it that when someone makes a promise they keep it and follow through with what they said they were going to do? *(Allow kids to respond.)* It's super important! When someone doesn't keep their promises to us, it makes it hard to trust them. The good news is that God always keeps His promises to us.

Faith Fact

- *Show the **Faith Fact Slide** or **Motion Graphic**.*



In fact, our Faith Fact today is just that: **God keeps His promises.** Can you say that with me on the count of 3? 1, 2, 3. **God keeps His promises.**

GAME | Joshua Says

You Will Need	Getting Ready
<i>No supplies are needed for this activity.</i>	<i>No prep is needed for this activity.</i>

- Show the **Game Time Slide** or **Motion Graphic**.



Everyone get on their feet for this game. If you've ever played Simon Says, you'll understand how to play this too. I'll give you one of four commands that all relate to today's Bible story. If I say, "Joshua says," before the action, then you do the action. But, if I don't say, "Joshua says," then you just stand still. If you move and do the action, you'll be out and will sit for the rest of the game. Here are the four actions.

- March: March in place
- Trumpet: Pretend to blow a trumpet
- Shout: Hold your hands next to your mouth as if you are shouting
- Charge: Pretend to hold a sword in one hand and raise it

Are you ready? Then let's play Joshua Says.

- *Play until there are only a few kids standing.*
- *Option: Switch up the leader and actions if you have time.*

Hey! You really followed Joshua's commands. That's important to our Bible lesson we'll hear later. Now it's time to praise Jesus! Get on your feet and here we go!

WORSHIP

- *Lead the kids in singing one or two praise songs. See suggestions at the beginning of the session.*

BIBLE LESSON | Joshua and the Promised Land (Joshua 5:13 to 6:20)

Today's Bible lesson is a great reminder that God always keeps His promises. There are many promises of God found in the Bible that are still true for us today. In this lesson we'll see how God kept His promise to Joshua and the Israelites by giving them victory over the city of Jericho.

Before we get started let's take a moment and pray and invite God to be with us as we study His Word.

Prayer

Dear God, thank You for all of Your incredible promises. I can always trust You to keep Your word and do what You have said You are going to do. Amen.

Video Intro

Today we are going to hear about how God keeps His promises. Let's check in with Dash and Austin and see if they have a new challenge today. Let's get started.

- *Play **Bible Lesson Video A**.*



That's a great lead-in to our Bible story today. I need three volunteers to help me tell the Bible story today. They will be acting out some of the story.

- *Select kids to play the following roles: Joshua, the angel, and a person from Jericho.*
- *Have volunteers stand to one side until it's time for their part in the story. Simple costume items or props would help but are not essential.*

Teaching Time

A lot has happened with the Israelites since we talked about God providing for their needs by sending manna from heaven. They wandered in the wilderness for many more years, they complained some more, they messed up a lot, but God continued to be faithful to them.

The people of Israel were getting close to the land God had promised to give them, when Moses, their leader, disobeyed God. The consequence was that He was not allowed to enter the Promised Land. Moses had led them out of Egypt and had been their leader for many years in the wilderness. Now he was gone. But God hadn't forgotten about His promise to lead them to a new land where they could live. God chose a new leader for the Israelites. Does anyone know his name? *(Group response)*

If you guessed Joshua, you're right! Joshua became the new leader and God had plans to use Joshua to fulfill His promise to lead the Israelites into the Promised Land. *(Ask the volunteer*

playing Joshua to come forward and stand at the front of the room.>) Let's all give a big cheer for Joshua, the new leader!

God made a new promise to Joshua and told him that He would be with him and help him to lead the people into their new home, the Promised Land. Let's read Joshua 1:6–9.

There were still some obstacles the Israelites were going to have to get past to enter the Promised Land. One of those obstacles was the city of Jericho— a large fortified city with high stone walls that circled the entire city. To move into the Promised Land, the Israelites would have to capture Jericho first.

- *Have the kid playing the person from Jericho come forward and stand opposite from Joshua. Have the Jericho citizen volunteer stand defiantly and say, "You'll never capture our city."*

Let's read Joshua 5:13–15. Just as Joshua and the Israelites were getting close to Jericho, an angel appeared to Joshua.

- *Have the kid playing the angel come forward and stand between Joshua and the Jericho citizen. The angel should face Joshua, as if speaking to him.*

The angel told Joshua that he should take off his shoes because he was on holy ground. Do you remember another time this happened? (*Group response*) This was a lot like when God told Moses to do the same thing at the burning bush. This was a sign that Joshua was the new leader for God's people.

- *Have the kid playing the angel point at Joshua's feet.*

The people of Jericho were scared of the Israelites. They had heard what God had done for them in Egypt and in the wilderness. The people of Jericho had heard the Israelites had won battles against their enemies. So the people of Jericho locked the city gates to protect themselves and wouldn't allow anyone in or out of the city. Do you think a locked gate was going to keep God out? (*Group response*)

Of course not! God had already performed many miracles for the Israelites. He had provided for them and protected them. Now He was about to perform another miracle to help them conquer the city of Jericho.

- *Have the kid playing the Jericho citizen begin to pace and act as if they're becoming worried and scared.*

Let's read Joshua 6:2–5. What promise did God make to Joshua and the Israelites in those verses? (*Allow kids to respond.*)

God promised that the walls of Jericho would fall down, and the Israelites would be able to charge right in and capture the city. That must have seemed impossible since the walls were so large and strong. Then God gave them some pretty strange instructions. He told them to walk around Jericho without saying a word once a day for six days. On the seventh day, they were to

walk around the city seven times, blow their horns one last time, and shout as loud as possible. God said that the walls would then fall down.

- *Thank the three volunteers and have them return to their seats.*
- *Give each kid a sheet of paper and show them how to roll it into a cone resembling a horn, with a small opening at one end and a large opening at the other.*

Let's all pretend that we are the Israelites. Everyone line up behind me as we march around the room like the Israelites marched around the city of Jericho. Be completely quiet. No talking, no noise. *(As you walk, continue the Bible story.)*

What do you think the Israelites might have been thinking as they walked around the city each day? Maybe they were thinking, *This is crazy. Why are we doing this? We'll never be able to capture this city. The walls are too big and strong! Why don't we just leave?*

I'm sure this strategy sounded pretty silly to some of the Israelites and probably looked a little crazy to the people inside the walls of Jericho. But the Israelites followed God's command to Joshua.

- *After circling the room seven times (or fewer if time is limited), tell the kids to use their paper horns, blow a loud blast, and shout as loud as they can.*

Wow! That was really loud. That must have been a lot like what the people of Jericho heard. Now, let's all return to our seats and finish this story. Let's read [Joshua 6:20](#). When the trumpets sounded and the people shouted, the walls of Jericho fell down. Then the Israelites ran into the city and captured it.

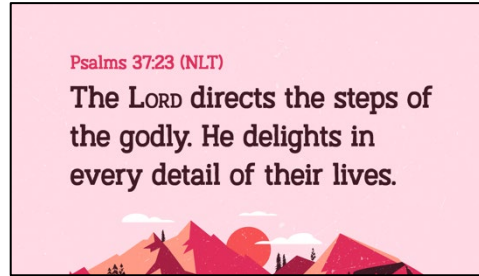
What an amazing victory! Who would have loved to have been there to see the walls of Jericho completely collapse? *(Group response)* Did God keep His promise to Joshua and the Israelites? *(Group response)*

God definitely kept His promise, but I'm sure the way He brought the walls down wasn't exactly how Joshua or the Israelites might have planned it themselves. When we say that God keeps His promises, that doesn't mean that it will always look the way we want it to or thought it would look. God will keep His promises in His own timing and in His own way.

Let's read [Isaiah 55:8](#). We have to trust that God's ways and thoughts are far better than ours and allow Him to work in ways only He can.

Faith Verse

- *Show the Faith Verse Video or Slide.*



Psalm 37:23 (NLT)

The LORD directs the steps of the godly. He delights in every detail of their lives.


God directs our steps, just like He led the Israelites! Even though we might face challenging times or obstacles, God keeps His promises and leads us. Let's say our Faith Verse together.

PRAYER AND RESPONSE

You Will Need	Getting Ready
<ul style="list-style-type: none"> • Response Activity • <i>Scissors</i> 	<ul style="list-style-type: none"> • <i>Print the Response Activity and cut apart the slips.</i>

Consider playing a worship song softly in the background while kids pray.

Take a moment to think about all the promises God makes in His Word. He promises to love us, take care of us, listen to us, and forgive us just to name a few. Let's take a few minutes to thank Him for keeping those promises even when we don't deserve it.



After you've done that, you can collect your promise Scripture. Take time to listen to what God wants to speak to you through this Bible verse.

- *When kids are ready, they can pick up a promise Scripture from you (from the **Response Activity**). This is a Bible verse that contains one of God's promises. Kids can take time to reflect on their Bible verse and what God might be speaking to them.*
- *Give kids time to pray. Then introduce the worship song. This could play in the background while kids pray or could be a worship song to sing together.*
- *Optional: Play the song "Waymaker" and have the kids pray and reflect on the words of the song.*

Worship Song

Play one or two worship songs.

Video Wrap-Up

Before we go to our small group activities, let's check to see how the Challenge Accepted team is doing.

- *Play **Bible Lesson Video B**.*



Thanks for a great time learning about God's promises with me.

- *If your time with the kids ends here, see the Small Group Faith Fact Recap to review the Faith Fact with the kids.*
- *Dismiss kids to Small Group time or to go home if your group time ends here.*

SMALL GROUP (30 Minutes)

This section can be done in conjunction with the large group, or on its own if you do small groups with your kids. During Small Group time, the goal is to connect the kids with the Word of God and to each other. All activities are led by the small group leader.

GROUP CONNECTION | Build a Wall

You Will Need	Getting Ready
<ul style="list-style-type: none"> Jumbo building blocks, enough to make two walls per small group 	No prep is needed for this activity.

Let's form two teams. Each team will have a pile of jumbo building blocks to create a "wall." You'll have two minutes to create the best wall. You can make it wide or tall. At the end of two minutes, we'll declare the winning team.

- Allow the kids to have fun breaking down the other team's wall.

BIBLE LESSON RECAP | Joshua and the Promised Land (Joshua 5:13 to 6:20)

You Will Need	You Will Need
<ul style="list-style-type: none"> Bible for each kid 	No prep is needed for this activity.

God kept the promise that He made to the Israelites more than forty years earlier by allowing them to enter the Promised Land. He also kept His promise to break down the walls of Jericho and give the Israelites the victory. God still keeps His promises to us today and gives us victory over our problems and difficulties. Our Bible story about Joshua, the Israelites, and the battle of Jericho is found in [Joshua 5:13 to 6:20](#). Let's review it together.

- Read the passage aloud if you have time. If not, summarize it for the kids.

Faith Fact

In these verses, we see a great reminder of our Faith Fact: **God keeps His promises.**

- Show the **Faith Fact Slide** or **Graphic Motion**.



GROUP DISCUSSION

*Feel free to use all or just a few questions as a jumping-off place for good discussion. Questions marked with * are designed for more conversation. Adjust the questions based on the age or*

maturity of your group. Typically, older kids will be able to dive a little deeper than younger ones.

Questions

What was the name of the Israelites' leader after Moses died?

What was the name of the city in our Bible story and what made it extra strong?

What are some of God's promises that we can find in the Bible?

How do you think the Israelites felt when they marched around the walls of Jericho?

* Do you believe that God keeps His promises? Why or why not?

Have you ever had someone break a promise to you? How did that feel?

Have you ever broken a promise to someone? How did they react?

* Why is it important to keep our promises?

* What promise has God come through on for you and your family?

APPLICATION AND RESPONSE

Maybe you have been hurt in the past by someone making a promise and not keeping it. Maybe you have also failed to keep a promise to someone else. Thankfully, God doesn't do that. When God says He is going to do something, He always keeps His promise. He is our Promise Keeper.

Remember our Faith Fact? Let's say it together! **God keeps His promises.**

Make It a Habit

Select a simple visual reminder of the session's Faith Fact

There are a few signs of a promise that we see often in our daily lives. You've probably heard of a pinky promise. You lock pinkies with someone else as a sign you will keep your promise to them. A rainbow in the sky is also a sign of the promise that God made to never destroy the entire earth with a flood again. This week, hold up your pinky a few times each day and thank God for always keeping His promises to you.

Prayer

Dear God, thank You for all of Your incredible promises. I can always trust You to keep Your word and do what You have said You are going to do. Amen.

FAITH VERSE REVIEW

You Will Need	Getting Ready
<ul style="list-style-type: none"> • <i>Jumbo building blocks</i> • <i>Small labels</i> • <i>Marker</i> 	<ul style="list-style-type: none"> • <i>Write one word of the Faith Verse on a label with the marker. Place one label on each jumbo plastic block. Make two sets for each small group.</i> • <i>Option: For younger kids, break the verse into phrases instead of using individual words on each block.</i>

Our Faith Verse for today is Psalm 37:23. It talks about how God loves us so much that He guides us and cares about every detail of our life.

- *Show the **Faith Verse Video**.*



Psalm 37:23

The LORD directs the steps of the godly. He delights in every detail of their lives.

Let's lock this verse in our heart and mind, so that we always remember it!

- *Repeat the verse several times. Get creative with the verse practice. Split the group up and have them compete. Try saying it in different voices or pitches. Ask individual kids to choose how to practice it. Have fun!*

Faith Verse Fun | Build a Verse

Let's form two teams and see how quickly you can get the words of the Faith Verse in order. When I say, "Go," build a tower with the blocks and have the words of the Faith Verse in the right order. Are you ready? Then, "Go!"

- *The first team to get their building blocks in the correct order of the Faith Verse wins.*

ACTIVITY PAGE | Israelites March to Jericho

You Will Need	Getting Ready
<ul style="list-style-type: none"> • Activity Page, one per kid • Crayons or markers, and pencils 	<ul style="list-style-type: none"> • Print the Activity Page, one per kid.

After Joshua and the Israelites arrived in the Promised Land, they didn't just get to build new houses in empty spaces. They had to fight battles to defeat their enemies who lived there.

- Hand out the **Activity Page**, crayons, and pencils to the kids.

Take time to complete the maze of Joshua and his army going to Jericho. Then color the picture. Think about how God kept His promise to the Israelites. Let's pray.



Dear God, thank You for Your many promises we find in Your Word, the Bible. Help us to be faithful to trust in You just like Joshua did. Amen.

FAITH FACT RECAP

- Display the **Faith Fact Slide** or **Motion Graphic** as parents are coming into the room.
- Maximize the time you have with your kids, so that parents see what their kids have learned. Have the kids repeat the Faith Fact, and then dismiss them to their parents.



This is the answer to the question your adults are going to ask: "What did you learn today?" Let's say the Faith Fact together: **God keeps His promises.**

DISMISSAL

- Send home the **Activity Page**.
- Remind parents that there are **Family Devotions** available on the app to do with their kid.
- Tell everyone the date and time for the next session.