



## LEADER OVERVIEW

### Volume Overview—Made Right

*Directions matter! Directions help us know which way to go, whether it’s making a U-turn when we’re going in the wrong direction or following arrows to get us on the right path. This series is all about directions. It’s full of arrows, movement, twists and turns, in, out, up, and down. Jesus has the power to help people whose lives are going the wrong way turn around—He specializes in making things right. Jesus came to turn things around for us. Because of His death and resurrection, we can be “made right” with God. With the Holy Spirit’s help, we can point our world toward Jesus!*

*By connecting the dots between Palm Sunday, Easter, and Pentecost Sunday, kids will discover what it means to be “Made Right” with God through Jesus and how we can allow the Holy Spirit to lead, guide, and direct our lives.*

<p><b>SESSION 1:</b> From Wrong to Right—                  Luke 19:10; John 12:12–18; 18:36–37; 20:30–31; 1 Thessalonians 4:16–17  <b>Faith Fact:</b> Jesus has the power to make things right.</p>	<p><b>SESSION 2:</b> The Great U-Turn—                  Isaiah 53:6; Luke 23:26, 32–46; 24:1–7; John 14:6; Romans 3:23  <b>Faith Fact:</b> Jesus came to turn our lives around.</p>
<p><b>SESSION 3:</b> Go with Power—                  Joel 2:28–29; Acts 1:8–9; 2:1–11, 14–18, 37–40  <b>Faith Fact:</b> Jesus gives the power to go.</p>	

## SESSION OVERVIEW



### From Wrong to Right

*For 3 years, many people watched Jesus perform miracles and make things right when things were going wrong. He healed people, raised people from the dead, and taught about what it truly means to live for God. On Palm Sunday, Jesus was welcomed into Jerusalem while riding on the colt of a donkey. This is sometimes called the triumphal entry. People thought He was coming to be king over their physical*

*land and make things right in that way. However, Jesus had even bigger plans than what the people realized.*

*The world is full of sin, and people can't fix that problem. But Jesus came to make a way for people to make things right with God for all eternity. In this session, kids will learn how Jesus has the power to make things right. Because He has the power to make things right, we can trust Him to lead our lives in the direction He wants us to go.*

Bible Lesson	Faith Fact
A Kingdom Not of This World Luke 19:10; John 12:12–18; 18:36–37; 20:30–31; 1 Thessalonians 4:16–17	Jesus has the power to make things right.
Faith Verse	
Romans 8:10 (NLT) The Spirit gives you life because you have been made right with God.	

This series is part of an entire kids' discipleship strategy. Get access at [KidminRoadmap.com](http://KidminRoadmap.com).

## PREPARING FOR THE SESSION

You Will Need	Getting Ready
<p><b>Preservice Activities</b></p> <ul style="list-style-type: none"> <li>• Toys</li> <li>• Painter’s tape</li> <li>• Rope</li> <li>• Table</li> <li>• Chairs</li> <li>• Toy crown</li> <li>• Pretzel sticks, 1 per kid</li> <li>• Bananas, ½ per kid</li> <li>• Paper plates</li> <li>• Napkins</li> </ul> <p><b>Large Group</b></p> <ul style="list-style-type: none"> <li>• Bible</li> <li>• Worship songs (Song suggestions: “Whoa, I Have Life” by Yancy and Little Praise Party; “Superhero (Reimagined)” Lyric Video by Hillsong Kids; “What a Beautiful Name” Lyric Video by Hillsong Kids)</li> <li>• For groups not using a phone or tablet only, add:             <ul style="list-style-type: none"> <li>○ Projector or TV</li> <li>○ Laptop</li> <li>○ <b>Countdown 5-Minute Video</b></li> <li>○ <b>Theme Intro Video</b></li> <li>○ <b>Faith Fact Slide or Motion Graphic</b></li> <li>○ <b>Bible Lesson Video</b></li> <li>○ <b>Faith Verse Slide</b></li> </ul> </li> <li>• Blindfold</li> <li>• Gauze or bandage wrap</li> <li>• Small stack of blocks</li> <li>• Card stock</li> <li>• Stapler</li> <li>• Crayons or markers</li> <li>• Pages to Print:             <ul style="list-style-type: none"> <li>○ <b>Theme Bookmark</b>, 1 sheet per 4 kids</li> <li>○ <b>Bible Time A</b>, 1 per 2 kids</li> <li>○ <b>Bible Time B</b>, 1 per kid</li> </ul> </li> </ul>	<p><b>Preservice Activities</b></p> <ul style="list-style-type: none"> <li>• Create an obstacle course by using the painter’s tape to create arrows on the floor directing kids under tables, around chairs, and over the rope.</li> <li>• Set the crown at end of the obstacle course.</li> <li>• Set out toys and snacks.</li> </ul> <p><b>Large Group</b></p> <ul style="list-style-type: none"> <li>• Download videos and slides if needed.</li> <li>• Select worship song(s) and have them ready to play.</li> <li>• Print the <b>Theme Bookmark</b> on card stock, 1 sheet per 4 kids, and cut apart.</li> <li>• Optional: Download and customize the <b>Newsletter Template</b>, if using.</li> <li>• Print the <b>Bible Time A</b>, 1 per 2 kids.</li> <li>• Cut apart the palm branches.</li> <li>• Print the <b>Bible Time B</b> on card stock, 1 per kid.</li> <li>• Staple the headband to make a crown for the volunteer.</li> <li>• Staple the headbands to make the crowns for the kids.</li> </ul> <p><b>Small Group</b></p> <ul style="list-style-type: none"> <li>• Print the <b>Small Group Group Connection Page</b>, 1 per kid.</li> <li>• Print the <b>Small Group Activity Page</b>, 1 per kid.</li> <li>• Mark a simple path across the room with painter’s tape.</li> <li>• Stack the blocks in a tower or wall.</li> </ul>

- *Optional: Newsletter Template*

**Small Group**

- *Crayons or markers*
- *Optional: Stickers*
- *Pencils or pens, 1 per kid*
- *Palm branches (**Bible Time A**)*
- *Painter's tape*
- *Blocks, 3–6 per kid*
- *Pages to Print:*
  - ***Small Group Group Connection Page, 1 per kid***
  - ***Small Group Activity Page, 1 per kid***

*Check out all the promotional and extra media files available for this theme. To access the Bible Engagement project from the computer, visit [App.BibleEngagementProject.com](http://App.BibleEngagementProject.com).*

## PRESERVICE ACTIVITIES (30 Minutes)

See what's needed at the beginning of the session.

### Bible Story Warm-Up | Arrow Obstacle Course

Today we're going to play a fun game. Do you see these arrows on the floor? They show us the right way to go. Today we're learning that Jesus helps us go the right way too! (*Point to the arrows.*)

When it's your turn, follow the arrows with your feet. If you see a table, crawl under it. If you see chairs, walk around them. If you see a rope, step over it. When you reach the end, you'll see a crown! When you touch the crown, say, "Jesus is King!" Are you ready? Okay, let's start!

- *As each kid goes through, encourage and guide them.*
- *Repeat until every kid has a turn.*

### Snack: Arrow Bananas

Now it's snack time! Today's snack is going to remind us that Jesus shows us the right way. This banana is going to be our arrow. Arrows show us the right direction, and Jesus helps us go the right way!

- *Gently poke a pretzel stick into the cut end of the banana like an arrow handle.*



Now our arrow is ready to point the way! As you eat your snack, let's remember: **Jesus has the power to make things right.**

- *Give kids time to make and eat their snack.*

### Free Play

*Any extra time can be spent playing with toys.*

## LARGE GROUP (30 Minutes)

See what's needed at the beginning of the session.

### INTRODUCTION

- *Optional: Play the **Countdown 5-Minute Video**.*
- *Use this time to pick up toys and transition to the large group area.*



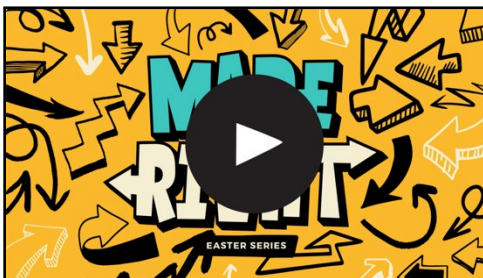
### Welcome

Hi, friends! I'm so glad you're here today! Did you have a good week? (*Group response*) Me too! Today is going to be so much fun because we're going to sing, play, and learn about Jesus together. Are you ready? (*Group response*) Let's get started!

Today we're starting a new series called "Made Right." Can you say, "Made Right"? (*Group response*) Directions are very important. They help us know where to go. Have you ever been lost? (*Allow responses.*) It doesn't feel good, does it? It can feel a little scary.

But guess what? Jesus helps us when we don't know the right way. That's why we celebrate Easter, because Jesus came so we can be made right with God!

- *Play the **Theme Intro Video**.*



### Faith Fact

Sometimes things get messed up, don't they? Your toy breaks, maybe you get in trouble for not listening, or maybe you fight with a friend. That doesn't feel right. Jesus is so powerful, He can fix what is broken in our hearts. When we make wrong choices, Jesus can forgive us. He makes us clean, brand new on the inside, and helps us go the right way again.

When we say that **Jesus has the power to make things right**, we are saying that Jesus can fix what we can't. He can fix our hearts, our lives, and one day He will fix everything forever in heaven.

Can Jesus make broken hearts right? (*Group response*) Yes! That's right! Jesus loves us, can forgive us, and give us a fresh start. That's why our Faith Fact today is **Jesus has the power to make things right**.

Let's say our Faith Fact with a big thumbs-up because Jesus makes things right: **Jesus has the power to make things right**. (*Pause for kids to respond.*)

- Show the **Faith Fact Slide** or **Motion Graphic**.



Let's say our Faith Fact again with a big thumbs-up because Jesus makes things right: **Jesus has the power to make things right**. Great job friends! Jesus loves you so much. I can't wait for you to hear the Bible story and learn more about how much Jesus loves you.

---

## WORSHIP

When Jesus came into Jerusalem, the people were so excited that they waved palm branches and shouted, "Hosanna! Yay, Jesus!" They wanted to worship Him as King. You and I can worship Jesus too because He is the forever King who has the power to make things right. When we worship, we're telling Jesus how much we love Him.

### Praise

Let's get our hearts ready to worship Jesus!

Do you want to worship Jesus with your whole heart? Put your hands on your heart. (*Group response*)

Are you glad that **Jesus has the power to make things right**? If you are, stomp your feet and shout, "Yay Jesus!" (*Group response*)

Who wants to tell Jesus thank You? Pretend you're waving palm branches in the air and say, "Thank You, Jesus!" (*Group response*)

### Sing

Now, it's time to worship Jesus in a different way. Let's show Jesus how much we love Him by singing together.

- Lead the kids in singing 1 or 2 praise songs. See suggestions at the beginning of the session.

**Prayer**

It’s been so good worshipping Jesus with you today. Let’s close our eyes, fold our hands, and talk to Him together. Repeat after me:

*Dear Jesus, You are my King. Thank You for loving me. Thank You for making things right. I want to follow You every day. Amen.*

---

**BIBLE TIME | A Kingdom Not of This World** (Luke 19:10; John 12:12–18; 18:36–37; 20:30–31; 1 Thessalonians 4:16–17)

You Will Need	Getting Ready
<ul style="list-style-type: none"> <li>• Blindfold</li> <li>• Gauze or bandage wrap</li> <li>• Small stack of blocks</li> <li>• <b>Bible Time A</b>, 1 per 2 kids</li> <li>• <b>Bible Time B</b>, 1 per kid</li> <li>• Card stock</li> <li>• Stapler</li> <li>• <b>Theme Bookmark</b>, 1 sheet per 4 kids</li> <li>• Card stock, 1 sheet per 4 kids</li> </ul>	<ul style="list-style-type: none"> <li>• Print and cut out the <b>Bible Time A</b>, 1 per 2 kids.</li> <li>• Print the <b>Bible Time B</b> on card stock. 1 per kid.</li> <li>• Staple the headband to make a crown for the volunteer.</li> <li>• Staple the headbands to make the crowns for the kids.</li> <li>• Print the <b>Theme Bookmark</b> on card stock, 1 sheet per 4 kids, and cut apart.</li> </ul>

I want to know Jesus more. How about you? (*Group response*) The Bible tells us a lot about Jesus. (*Hold up a Bible.*) We have some special friends who are going to help us learn a little bit more about what we’re talking about today. Let’s meet them now.

**Video Intro**

- Play the **Bible Lesson Video**.



### Teaching Time

That Hank is pretty silly, isn't he? Let's jump right into our Bible story!

Friends, today we're learning that **Jesus has the power to make things right**. Can you say that with me with 2 thumbs up? (*Allow responses.*)

Let's think about what it was like when Jesus was alive on earth. People everywhere were talking about Him because He was doing amazing things no one else could do. He helped sick people get better, He made blind people see, and He even brought people back to life! Wow!

The Bible tells us in John 20:31 that these miracles were written down so we could believe Jesus is God's Son. And in Luke 19:10, it says Jesus came to find people who were lost and help them go the right way.

- *Pick a kid volunteer and gently blindfold them.*

Let's pretend our friend here can't see. That would be so hard, wouldn't it? Can you clap so they can hear you? (*Group response*) Now let's take the blindfold off. (*Remove blindfold.*) Jesus helped blind people see again. Everybody shout, "Yay, Jesus!" (*Group response*)

Sometimes people couldn't walk because their legs were hurt. (*Wrap the bandage loosely around your own leg or a toy.*) That wouldn't feel good, right? Jesus made people walk again. Let's all stomp our feet to say, "Thank You, Jesus!"

Here I have some blocks knocked over. They're all messed up. (*Show blocks tumbled.*) But when I put them back together it's like how Jesus fixes what is broken. (*Stack the blocks again.*) He makes things right!

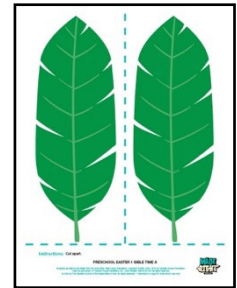
Wow, Jesus has so much power! He showed His power through miracles so everyone would know He is God's Son. And He came to help people who were lost go the right way. Let's say our Faith Fact together again: **Jesus has the power to make things right**.

One day, Jesus went into a big city called Jerusalem. Lots of people had traveled there to celebrate a special feast. When Jesus came riding on a donkey, people thought He was going to be their new king on earth. So they got palm branches and waved them in the air shouting, "Hosanna! Yay, Jesus!"



Here I have a crown. *(Hold the crown up for the kids to see.)* Kings on earth wear crowns because they rule over people. Jesus is the forever King who makes everything right. Let’s pretend together!

- Choose a kid to be Jesus. Place a paper crown on their head.
- Give the other kids palm branches or have them wave their arms.
- Let the kids take turns playing Jesus and walking through the rest of the group as they wave their palm branches.



Everyone, wave your palm branches and shout, “Hosanna! Yay, Jesus!” Great job! That’s what the people did when Jesus came into Jerusalem.

The people thought Jesus came to fix their problems right then. They didn’t know His plan was so much bigger. Jesus came to fix our sin problem and to make us right with God! He died on the cross, and one day He will come back again to take us to His perfect kingdom where there’s no sadness, no sickness, and no sin. Everything will be right forever!

Here I have a crown. *(Hold the crown up for the kids to see.)* Kings on earth wear crowns because they rule over people. Jesus is the forever King. Let’s all put crowns on our heads. When we wear our crowns, we remember that Jesus is the King who makes everything right forever.

Jesus wasn’t just a king for a little while, He is the King forever! He has the power to make things right. Let’s say our Faith Fact 1 last time with 2 big thumbs up: **Jesus has the power to make things right!**

- Hand out crowns to the rest of the kids. Use a stapler to adjust the size if needed.
- Save the palm branches to reuse in Feet-to-Floor Game Time.

## RESPONSE TIME

You Will Need	Getting Ready
<ul style="list-style-type: none"> <li>• Completed paper crowns from <b>Bible Time B</b></li> </ul>	<p>No prep is needed for this activity.</p>

- Consider playing a worship song softly in the background while kids pray.

Let’s take a quiet moment. Put your hands in your lap and close your eyes. Think about Jesus. He came because He loves you! We’ve learned today that Jesus is the forever King, and He has the power to make things right. When Jesus comes into our lives, He helps us when we make wrong choices, and He forgives us when we ask Him to. He makes us clean and new again.

Now, put your crown on your head, or hold it in your hands. This crown will remind you that Jesus is our King, and He makes everything right. When you wear your crown, you can remember that Jesus is powerful, and He loves you so much.

Let's pray together. Close your eyes and hold your crown while we talk to Jesus.

### Prayer

*Optional: Have the kids repeat phrases of the prayer after you.*

*Dear Jesus, thank You for loving me. Thank You for being my King. Thank You for making things right. Help me to follow You every day. Amen.*

### Faith Verse

When we remember Bible verses, Jesus can use them to change us. Let's discover our new Faith Verse.

- Show the **Faith Verse Slide**.



Romans 8:10 (NLT)

The Spirit gives you life because you have been made right with God.

Let's set aside our crowns and palm branches so that we can learn the actions for our Faith Verse.

**Romans** (*Hands at waist, spread apart, palms up and out.*)

**8:** (*Hands together like a clap.*)

**10** (*Hands opened to "book."*)

**The Spirit** (*Wiggle your fingers and wave them up high like the wind blowing.*)

**gives you life** (*Stretch arms wide, take a deep breath, and smile big.*)

**because you have been** (*Point to yourself with both thumbs.*)

**made right** (*Put 2 thumbs up and cross arms over chest like a hug.*)

**with God.** (*Point up toward heaven and then place hands over heart.*)

Wow, great job, friends! Keep practicing the Faith Verse at home, and we'll say it again when we're together.

**Closing**

What a great time we've had together! When we wear our crowns this week, let's remember how Jesus is our King forever!

**Faith Fact**

Before we move on, let's review our Faith Fact.

- Show the **Faith Fact Slide** or **Motion Graphic**.



Let's say it together 3 more times: **Jesus has the power to make things right.** (*Repeat 2 more times.*)

**Dismissal to Small Groups**

Now it's time to go to our small groups and do some more fun activities.

- *Dismiss the kids by groups.*

**Leader Tip:** *This can be done by assigning color teams or by age groups. Note that some young preschoolers may not know their age. Using a colored sticker, jersey, or wristband will help separate the kids and help identify their small groups.*

# SMALL GROUP (30 Minutes)

See supplies and prep instructions at beginning of session or in each activity below.

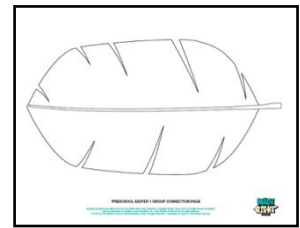
**Leader Tip:** Small groups can alternate to each circle, or all groups can do each activity at the same time. If you choose to alternate, you will need at least 1 leader per circle.

## Circle 1

### GROUP CONNECTION | Palm Branch Craft

You Will Need	Getting Ready
<ul style="list-style-type: none"> <li>• <b>Group Connection Page</b>, 1 per kid</li> <li>• Crayons or markers</li> <li>• <i>Optional: Stickers</i></li> </ul>	<ul style="list-style-type: none"> <li>• Print the <b>Group Connection Page</b>, 1 per kid.</li> </ul>

Now we'll make a special palm branch craft. When Jesus came into Jerusalem, the people waved palm branches and shouted, "Hosanna!" That means, "Hooray for Jesus!" We're going to decorate our own palm branches so we can celebrate Jesus too.



- Allow kids to decorate their palm branches.
- Encourage them to draw things like happy faces, hearts, or crosses. They can add stickers or color as they choose.
- Give kids time to decorate their palm branches, asking these questions as they work:
  - What is something you love about Jesus? (Allow responses.)
  - Does Jesus help us? (Allow responses.)
  - What did you draw or color on your palm branch that shows Jesus' love? (Allow responses.)

Your palm branches remind us that Jesus is our King. Just like the people in the Bible shouted, "Hosanna!" we can celebrate Jesus every day because He loves us and has the power to make things right. Let's wave our palm branches and shout, "Hosanna! Hooray for Jesus!" (Pause for kids to respond.)


## Circle 2

### ACTIVITY PAGE TIME | Color and Trace

You Will Need	Getting Ready
<ul style="list-style-type: none"> <li>• <b>Activity Page</b>, 1 per kid</li> <li>• Pencils or pens, 1 per kid</li> <li>• Crayons or markers</li> </ul>	<ul style="list-style-type: none"> <li>• Print the <b>Activity Page</b>, 1 per kid.</li> </ul>

Let’s do a fun **Activity Page** to help us remember our Bible story.

- Hand out the **Activity Page** and a pencil to each kid.
- Have crayons available for kids to use.



Okay friends, do you remember what we talked about today? Jesus came to make things right. Look at the picture on your page. There’s Jesus riding on a donkey and kids waving branches. Can you point to Jesus? (*Pause for kids to point.*) Can you point to the donkey? (*Pause for kids to point.*) Great job! Let’s color the picture to remember that the people shouted, “Hosanna!” when Jesus came into Jerusalem.

- Allow kids time to color the picture. Assist as needed.
- Engage the kids in conversation as they color with comments: Jesus is our King. The people thought He came to be an earthly king, but His plan was even bigger. He came to make our lives right with God.

Let’s say our Faith Fact slowly: **Jesus . . . has . . . the . . . power . . . to . . . make . . . things . . . right.** Good job!

**Circle 3**

**FEET-TO-FLOOR GAME TIME | Hosanna Hop**

You Will Need	Getting Ready
<ul style="list-style-type: none"> <li>• Palm branches (<i>Bible Time A</i>), 1 per kid</li> <li>• Painter’s tape</li> </ul>	<ul style="list-style-type: none"> <li>• Mark a simple path across the room with painter’s tape.</li> </ul>

When Jesus came into Jerusalem, the people were so excited! They waved palm branches and shouted, “Hosanna! Yay, Jesus!” Let’s play a game to help us remember.

See this path? We’re going to hop down the path like we’re going to see Jesus. But here’s a twist—you can only hop when you hear me say “Hosanna!” When I say something else like “banana” or “pizza,” you have to freeze. Are you ready?

- Line kids up at the start of the path. Shout different words.
  - Hosanna = Hop forward 1 space.
  - Other silly words = Freeze.
- When kids reach the end, they should wave their palm branches (or arms) and shout, “Hosanna! Yay, Jesus!”
- Play again so everyone has a turn.

Great job, friends! The people shouted Hosanna because they were excited Jesus had come, but Jesus' plan was even bigger. He came to make things right with God. Let's give 2 big thumbs-up and say our Faith Fact together: **Jesus has the power to make things right.**

---

#### Circle 4

### HANDS-ON-LEARNING | Fix-It Blocks

You Will Need	Getting Ready
<ul style="list-style-type: none"> <li>• <i>Blocks, 3–6 per kid</i></li> </ul>	<ul style="list-style-type: none"> <li>• <i>Stack the blocks in a tower or wall.</i></li> </ul>

Sometimes our lives can feel all mixed up like these blocks. (*Knock the blocks over.*) When things are broken or not right, it can feel sad. Jesus came to make things right. Let's work together to fix this. I'll hand you a block, and you can build a tower with me. Every time we put a block on the tower, let's say our Faith Fact: **Jesus has the power to make things right.**

- *Continue until the blocks are rebuilt into a tower or wall.*

Every time you see blocks or toys that fall over, you can remember **Jesus has the power to make things right.**

---

### FAITH FACT RECAP

- *Display the **Faith Fact Slide** or **Motion Graphic** as parents are coming into the room.*
- *Maximize the time you have with your kids, so that parents see what their kids have learned. Have the kids repeat the Faith Fact and then dismiss them to their parents.*



What an awesome time we had together today! Before we go, let's say the Faith Fact one more time. **Jesus has the power to make things right.** (*Group response*) Great job, everyone! See you next time!

---

### DISMISSAL

- *Send home the **Activity Page**, **Bible Time A** (palm branch, **Bible Time B** (crown), (**Bible Time B**), **Group Connection Page**, and **Theme Bookmark** with each kid.*
- *Remind parents that there are **Family Devotions** available on the app to do with their kid.*
- *Tell everyone the date and time for the next session.*