

Follow the Leader.

LEADER OVERVIEW

Volume Overview—Follow the Leader

In this series, kids will follow the journey of the Israelites through the wilderness. From their escape out of Egypt through the forty years wandering in the desert, God not only provided for all their needs, but also gave them clear instructions on what it looked like to follow Him as their Leader. Ultimately, God led them to the Promised Land, the place He wanted them to be all along. He leads us to better places when we follow Him, too.

<p>SESSION 1: The Exodus from Egypt— Exodus 14:1–31 Faith Fact: God saves me.</p>	<p>SESSION 2: Israelites in the Wilderness— Exodus 16:1–18 Faith Fact: God gives me what I need.</p>
<p>SESSION 3: The Ten Commandments— Exodus 20:1–17 Faith Fact: I love God and others.</p>	<p>SESSION 4: Joshua and the Promised Land— Joshua 5:13 to 6:20 Faith Fact: God keeps His promises.</p>

SESSION OVERVIEW



*In this session, kids will discover that we are supposed to love God and love others. God gave Moses the Ten Commandments so that His people could live the way He wanted them too. The Ten Commandments can be summed up as **I love God and others.***

Bible Lesson	Faith Fact
The Ten Commandments Exodus 20:1–17	I love God and others.
Faith Verse	
Psalm 37:23 (NLT) The LORD directs the steps of the godly. He delights in every detail of their lives.	

Bible Engagement Project Preschool curriculum is connected with the intentional, yearlong ministry strategy for kids available at KidminRoadmap.com.

PREPARING FOR THE SESSION

You Will Need	Getting Ready
<p>Preservice Activities</p> <ul style="list-style-type: none"> • People toys • Heart-shaped cakes, cookies, or gummies <p>Large Group</p> <ul style="list-style-type: none"> • Bible • Worship songs (Song suggestions: “I Am a Child of God” by LifeKids; “My Lighthouse” by Rend Co. Kids) • For groups not using a phone or tablet only, add: <ul style="list-style-type: none"> ○ Projector or TV ○ Laptop ○ Countdown 5-Minute Video ○ Theme Intro Video ○ Faith Verse Slide or Motion Graphic ○ Bible Lesson Video A ○ Bible Lesson Video B ○ Faith Fact Slide or Motion Graphic ○ Faith Fact Sound video (bell ringing) <p>Small Group</p> <ul style="list-style-type: none"> • Small Group Activity Page, one per kid • Crayons • Construction paper, various colors • Decorations: stickers, glitter, markers, watercolor paints, construction paper hearts, glue sticks, etc. 	<p>Preservice Activities</p> <ul style="list-style-type: none"> • Set out toys and snacks. <p>Large Group</p> <ul style="list-style-type: none"> • Download videos and slides if needed. • Select worship song(s) and have them ready to play. <p>Small Group</p> <ul style="list-style-type: none"> • Print one Small Group Activity Page per kid. • Fold the construction paper into cards.

Check out all the promotional and extra media files available for this theme. To access Bible Engagement Project from a computer, visit App.BibleEngagementProject.com.

PRESERVICE ACTIVITIES (30 Minutes)

See what's needed at the beginning of the session.

Bible Story Warm-Up

As kids play with the toys, ask questions like these to introduce the Bible story:

What are these? (*Point at people toys.*)

Who made people?

Who loves all the people in the world?

God made all the people, and He loves all people. He wants us to love Him and love one another, too!

Snack: Heart-Shaped Treats

As kids are eating the snack, share the following:

What is the shape of our snack?

When you see a heart, what do you think of? (*Love*)

Today, we are learning that God wants us to love Him and love others.

Free Play

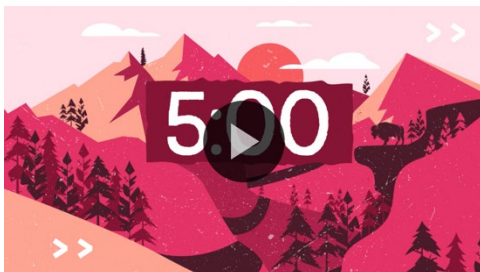
Any extra time can be spent playing with toys.

LARGE GROUP (25 Minutes)

See what's needed at the beginning of the session.

INTRODUCTION

- *Optional: Play the **Countdown 5-Minute Video**.*
- *Use this time to pick up toys and transition to the large group area.*



Welcome

Hi, kids! It's so good to be with you today. My name is _____, and I'm your group leader. We're going to have so much fun exploring the Bible, God's Word together! (*Hold up the Bible.*)

We're going to find out all kinds of fun and exciting things. We'll hear some amazing stories all from this special Book—the Bible. (*Point at the Bible.*) The Bible teaches us about God. Look at me through your binoculars if you are ready to get started.

- *Make circles with your fingers and place over each eye, as if you are using binoculars.*
- *Play the **Theme Intro Video**.*



BIBLE TIME | The Ten Commandments (Exodus 20:1–17)
Bible Video A

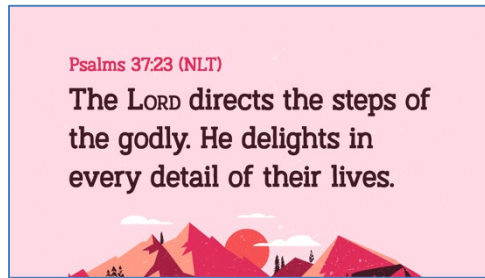
One of the most important things we get to do in our group is learn from God's Word, the Bible. (*Hold up Bible.*) Our friend Lizzy helps us with that. Let's see what Lizzy's doing today!

- *Play **Bible Lesson Video A**.*

**Faith Verse**

Now we get to practice our Faith Verse. It's important for us to learn God's Word so we can put it in our hearts and not forget it!

- *Show the **Faith Verse Slide** or **Motion Graphic**.*



Psalm 37:23 (NLT)

The LORD directs the steps of the godly. He delights in every detail of their lives.

WORSHIP

One way that we show God how much we love Him is through praise and worship! Praise is when we tell God we love Him with our words! Let's try it!

Praise

If you are happy that God loves you, clap your hands! *(Group response)*

If you love God, make a heart! *(Group response)*

Tell God you love Him by shouting, "I love You!" *(Group response)*

Prayer

Now let's bow our heads and pray.

Dear God, thank You so much for loving us and teaching us to love others! We love You! Amen.

Sing

Let's show God how much we love Him by worshipping Him with singing!

- *Lead the kids in singing one or two songs. See suggestions at beginning of the session.*

BIBLE TIME continued | The Ten Commandments (Exodus 20:1–17)

Bible Video B

Let's check back in with Lizzy.

- *Play **Bible Lesson Video B**.*



Hey kids! You did a fantastic job helping Lizzy solve all the clues. God loves people! A long time ago, God gave Moses a list of rules we call the Ten Commandments. These rules were to help


God's people learn how to do what is right. God wants us to love Him and love other people like He does!

I love how God's Word is the same for us as it was back then. I think it's so amazing that even though we weren't alive when the Ten Commandments were written, they are important for us to know and obey. We can still follow them today!

Faith Fact

Do you remember what a ringing bell is for? Yes, it's time to say our Faith Fact!

- Play the **Faith Fact Sound** video.



- Show the **Faith Fact Slide** or **Motion Graphic**.



Today's Faith Fact is **I love God and others**. Let's say the Faith Fact again: **I love God and others**. Great job, friends!

Response Time

Consider playing a worship song softly in the background while kids pray.

You know, just like God sent the Ten Commandments for the people to use as a guide, He has given us a guide, too. You know what we have as a guide? (*Allow responses.*) That's right, God's Word, the Bible. The Bible teaches us how to live like the Ten Commandments did for the Israelites. Let's pray and ask God to help us follow His commandments.

Dear God, help me to do what is right and follow Your commands. Thank You for the Bible that teaches us and guides our lives. Amen.

Closing

Our time together was so much fun today! In our Bible lesson with Lizzy, we learned about the two most important Commandments. We worked on our Faith Verse. We even got to worship God by singing and praising Him! Never forget that God loves you. We should love God and love others too!

- Play the ***Faith Fact Sound*** video.



- Show the ***Faith Fact Slide*** or ***Motion Graphic***.



Let's say our Faith Fact again. **I love God and others.**

Dismissal to Small Groups

Now it's time to head to small group with your friends and do some more fun activities.

- *Dismiss the kids by groups.*

Leader Tip: This can be done by assigning colors to teams or by age groups. Note that some preschoolers may not know their age. Using a colored sticker, jersey, or wristband will help separate the kids and help identify their small groups.

SMALL GROUP (25 Minutes)

See supplies and prep instructions at the beginning of the session or in each activity below.

Leader Tip: All groups can do each activity at the same time. If you choose to rotate, you will need at least one leader per group.

Circle 1

GROUP CONNECTION

Phone-A-Friend

You Will Need

No supplies are needed for this activity.

Getting Ready

No prep is needed for this activity.

Goal: Kids will play a game and practice God's love by being kind.

God gave Moses some rules called the Ten Commandments for God's people to follow. Everyone was supposed to follow these commandments and teach them to their children. Jesus rolled all those ten rules up into two big ones: "Love God" and "Love others." We can teach others about God and show them that God loves them when we are kind.

Let's sit in a circle. I'm going to give one of you a message. That person will give the message to the person next to them. We will keep going until the last person in the circle gets the message and tells it to all of us.

- *Tell, don't whisper, one of these phrases to the kid sitting next to you:*
 - God gave Moses the Ten Commandments.
 - God loves you.
 - You are special to God.
 - I love God and others.
- *Play again to fill the time available.*

Circle 2

ACTIVITY PAGE TIME

Coloring Page

You Will Need

- **Activity Page**, one per kid
- **Crayons**

Getting Ready

- *Print copies of the **Activity Page**, one per kid.*

Goal: Kids will review the Bible story as they color a picture of Moses with the Ten Commandments.

We are going to color a picture of Moses and the tablets that had the Ten Commandments on them. God gave Moses the Ten Commandments so he



could share them with God's people. God loves us and wants us to love others, too. Let's color our pictures so that we remember today's Bible story.

- *As kids color their pictures, review the Bible story with questions like these:*
 - What do you remember about today's story?
 - Which is the most important Commandment?
 - What other Commandment did you learn today?

Circle 3

FEET-TO-FLOOR GAME TIME

Love God, Love Others!

You Will Need

No supplies are needed for this activity.

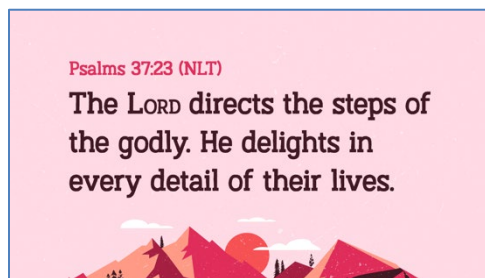
Getting Ready

No prep is needed for this activity.

Goal: *Review the Bible verse with a fun action game.*

Are you ready to play a fun game? If you've ever played Red Light, Green Light, you'll understand this game. I am going to turn around with my back to you. If I say, "Love God," you can hop toward me. When I turn to face the group, you must freeze in place. If I say, "Love others," you will crawl toward me. And if I say, "Love everyone," you can run toward me. Remember to freeze in place when I turn around. If you move after I turn around, you must go back to the start. The first one to reach me is the winner. Are you ready to play?

- *Have kids line up on the other side of the space from you.*
- *When the first kid reaches you, review the Faith Verse with the group.*
- *Show the **Faith Verse Slide** or **Motion Graphic**.*



Psalm 37:23 (NLT)

The LORD directs the steps of the godly. He delights in every detail of their lives.

- *Repeat the game as time allows.*

Circle 4

HANDS-ON LEARNING**Kindness Cards**

This is a less-structured, creative time. Use available supplies for kids to decorate their card. Kids will create a card to give to a family member or friend to show their love.

You Will Need	Getting Ready
<ul style="list-style-type: none"> • Crayons • Construction paper, various colors • Decorations: stickers, glitter, markers, watercolor paints, construction paper hearts, glue sticks etc. 	<ul style="list-style-type: none"> • Fold the construction paper into cards.

Goal: Kids will put the Faith Fact to practice by creating a thoughtful card for someone.

We are going to make a card to give to someone we love. God wants us to show people kindness as we saw in our Bible story. Kindness is a way that we show others that God loves them and that we love them, too. We will make the cards, and you can give your card to someone you want to show kindness to!

- As the kids work on their card, review today's Bible story.
- Have kids write their name on the card and the name of the person they are giving the card to.
- Review the Faith Fact: **I love God and others.**
- Review the Faith Verse.

Psalm 37:23 (NLT)

The LORD directs the steps of the godly. He delights in every detail of their lives.

FAITH FACT RECAP

- Display the **Faith Fact Slide** or **Motion Graphic** as parents are coming into the room.
- Maximize the time you have with your kids, so that parents see what their kids have learned. Have the kids repeat the Faith Fact, and then dismiss them to their parents.



One thing I want you to remember from today is our Faith Fact. Let's say it together. **I love God and others.**

DISMISSAL

- *Send home the **Activity Page** and cards.*
- *Remind parents that there are **Family Devotions** available on the app to do with their kid.*
- *Tell everyone the date and time for the next session.*