



Volume Overview—I Am Not Alone

In this series, kids will discover the incredible and important truth that they are not alone—God is with them. They will learn how God equipped David to face his enemy, gave wisdom to Solomon when he asked, empowered the prophet Elijah to face 450 prophets of Baal, and cared for a widow and her sons. We can trust that God cares for us and will give us courage and wisdom, too.

SESSION 1: David and Goliath— 1 Samuel 17:32–51 Faith Fact: With God, I can be brave.	SESSION 2: Solomon Chooses Wisdom— 2 Chronicles 1:1, 7–12 Faith Fact: With God, I know what to do.
SESSION 3: Elijah vs. Baal’s Prophets— 1 Kings 18:16–39 Faith Fact: God is the one true God.	SESSION 4: Elisha and the Widow— 2 Kings 4:1–7 Faith Fact: God cares about everything in my life.

SESSION OVERVIEW



In this session, kids will discover the incredible and important truth that God will help them be brave. They will learn about how God equipped David to face his enemy head-on and defeat him. God is still with us today, giving us the courage to face our own enemies and battles with His help.

Bible Lesson	Faith Fact
David and Goliath 1 Samuel 17:32–51	With God, I can be brave.
Faith Verse	
Matthew 5:16 (NLT) “In the same way, let your good deeds shine out for all to see, so that everyone will praise your heavenly Father.”	

Listen Kids is part of an entire kids’ discipleship strategy. Get access at KidminRoadmap.com.

PREPARING FOR THE SESSION

You Will Need	Getting Ready
<p>Large Group</p> <ul style="list-style-type: none"> • Bible • Worship songs (Song suggestions: “Breakthrough” by The Belonging Co, “Prize” by The Belonging Co, “Way Maker” by Bethel Music) • Ladder (tall enough to make the leader approximately 9 ft. tall) • Lunch box or bag • Staff or large stick • Five stones • Sling • For groups not using a phone or tablet only, add: <ul style="list-style-type: none"> ○ Projector or TV ○ Laptop ○ Countdown 5-Minute Video ○ Theme Intro Video ○ Faith Fact Slide or Motion Graphic ○ Game Time Slide or Motion Graphic ○ Bible Lesson Slides 1–3 ○ Bible Lesson Video A ○ Bible Lesson Video B ○ Faith Verse Video or Slide <p>Small Group</p> <ul style="list-style-type: none"> • Countdown60 Video • Paper, a few sheets per kid • Floor-safe tape • Bibles, one per kid • Four large buckets • Small Group Faith Verse Review, one set per team • Small Group Activity Page, one per kid • Small Group Activity Page Answer Page • Crayons or markers 	<p>Large Group</p> <ul style="list-style-type: none"> • Download videos and slides if needed. • Select worship song(s) and have them ready to play. • Set up the ladder on the stage. <p>Small Group</p> <ul style="list-style-type: none"> • Put a strip of tape down the center of your small group area to designate two sides. • Print the Small Group Faith Verse Review, one set per team. • Use the tape on the floor from the Group Connection time or place tape on the floor for a starting line. • Place the two buckets about ten feet from the starting line, one per team. • Print the Small Group Activity Page, one per kid. • Print the Small Group Activity Page Answer Page as needed.

Check out all the promotional and extra media files available for this theme. To access the Bible Engagement Project from a computer, visit App.BibleEngagementProject.com.

Find the corresponding Bible Fact-Pak® question numbers for this session in the Volume Additional Assets on the mobile or Web app.

LARGE GROUP (30 Minutes)

See what's needed at the beginning of the session.

INTRODUCTION

- *Optional: Play the **Countdown 5-Minute Video**.*



Welcome

Welcome! Who is excited to be here today? (*Group response*) I'm excited to hear what God's Word has to say to us today. We've been talking about how God does amazing things through ordinary people like us. Let's watch this video, and then we'll get started.

- *Play **Theme Intro Video**.*

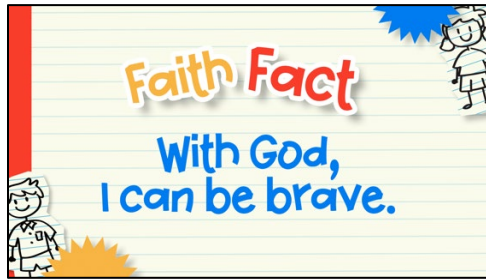


Have you ever been faced with a situation that seemed too big or hard for you to handle on your own? (*Allow responses.*) Were you able to face the problem head-on or did you run away? (*Allow responses.*)

We are all going to face big problems and battles in our lives sometime, but we don't have to face them on our own. We always have God with us to help us fight our battles.

Faith Fact

- *Show the **Faith Fact Slide** or **Motion Graphic**.*



That's why our Faith Fact today is: **With God, I can be brave.** Can you say that with me on the count of three? 1, 2, 3. **With God, I can be brave.** One more time! **With God, I can be brave.** Great job!

GAME | Human Rock, Paper, Scissors

You Will Need	Getting Ready
No supplies are needed for this activity.	No prep is needed for this activity.

- Show the **Game Time Slide** or **Motion Graphic**.



We are going to play Human Rock, Paper, Scissors. You are all going to play against me. This version is a little different. On the count of three, we will all choose an action at the same time. Here's how we'll play. If I choose rock, then anyone who chose scissors will sit down. Anyone who chose paper gets to stay standing.

If I choose scissors, then anyone who chose paper will sit down and anyone who chose rock gets to stay standing. If I choose paper, then anyone who chose rock will sit down, but the kid who chose scissors stays standing. We'll keep playing until there is only one kid standing.

- Stand at the front of the room or on the stage with the kids facing you.
- Show the three actions the kids can choose to perform during the game.
 - Rock = Scrunch down like a ball on the floor
 - Paper = Stand up straight with arms at your sides
 - Scissors = Stand up straight with arms and legs spread out like a big X
- Practice the actions with the kids a couple of times.
- Play the game until there is a winner.
- Option: Allow older kids to be the leader for additional rounds.

That was so much fun! But it's not easy when you think you're going to win, and then get beat out of the game. We'll find out more about that in our Bible story today. Now, it's time to jump up and get ready to praise God! Are you ready? Get on your feet. Here we go!

WORSHIP

One way to worship God is by singing. Let's worship Him together.

- *Lead the kids in singing one or two praise songs. See suggestions at the beginning of the session.*

BIBLE LESSON | David and Goliath (1 Samuel 17:32–51)

- *See Preparing for the Session on page 2 for items needed here.*

Today's Bible lesson is for anyone who has ever faced a big or difficult problem. Raise your hand if you have ever been there. *(Group response)* Maybe some of you are even facing something right now at home or at school.

The main person in our Bible Story today had to face something big, literally. He had to face an enemy who was a giant. However, he knew that he didn't need to be afraid of his enemy because he had God on his side. You may have already guessed it, but we are talking about a young man named David. Before we begin to dig into our Bible story together, let's pray and ask God to show us something new in this Bible story.

Prayer

Dear God, thank You for always being with me. Please help me to remember that I can be brave and face my battles with You on my side. Amen.

Video Intro

Today, we are going to find out about how we can be brave with God's help. Before we get started learning more from God's Word, the Bible, let's check in with Dash and Austin and see what they're up to!

- *Play Bible Lesson Video A.*



Wow! Would you accept that challenge? *(Group response)* Now let's check out today's Bible story!

Teaching Time

Take your Bible and turn to 1 Samuel 17. Last time, we heard how the Israelites wanted a king so they could be like the other nations around them. The prophet Samuel knew that God was the King of Israel, and a human king would mean trouble for the Israelites. However, God told Samuel to follow their direction and anoint Saul as king.

By the time of today's Bible story, King Saul had already made a big mistake by not following God's commands. He was still the king of Israel, but God had already told Samuel to anoint someone else to be king. Who do you think Samuel anointed as king? (*Group response*)

That's right! Samuel had anointed David to be the new king. This was very surprising because King Saul was a strong military leader, but David was just a young man who was a shepherd. Even though David had been anointed king, he had to wait a long time until he actually became king.

- *Show the Bible Lesson Slide 1.*



During King Saul's reign, the Israelites continually fought with the Philistines. The Philistines were at war with God's people. In today's story, the Israelites were terrified of the Philistines for one really big reason. That reason's name was Goliath.

- *Have an adult volunteer climb up a ladder to make himself or herself approximately nine feet tall.*

When the Israelite army was lined up to fight the Philistines, Goliath came out to challenge them every single day for forty days straight. The Bible tells us that he was over nine feet tall and that he had all the best armor and weapons to fight.

- *Have the adult volunteer flex his or her muscles on the ladder.*

Goliath told the Israelites that if any of them could fight and kill him, the Philistines would surrender and become their servants. Goliath was sure that no one would fight him, and even if they did, he believed he would win.

I'm guessing that you are thinking this is when David stepped up to fight? (*Group response*) Well, not exactly. David was still at home. He was the youngest of eight sons and only his three oldest brothers were part of the Israelite army. But, Jesse, David's father, sent him to the Israelite camp with some food for his brothers and their captain.

- *Have a kid volunteer walk around the room with a lunch box or bag.*

While David was at the camp, he heard Goliath's challenge and was surprised that anyone would come against God and His people. His oldest brother was angry with David for being there and for asking about Goliath. He said David's job was to be home watching the sheep.

Well, King Saul heard about what David had been saying, and he called for him. Let's read their conversation in 1 Samuel 17:32–33.

- *Read or have a kid read 1 Samuel 17:32–33.*

Saul didn't think that David had a chance against the giant because he was only a young man. He wasn't even in the army. But, David told Saul how he had fought off a bear and a lion to keep his sheep safe. Let's see what happened next.

- *Read or have a kid read 1 Samuel 17:37.*

That convinced Saul, but he still wanted to help David. He tried to give him armor and a sword to use to defeat Goliath, but David was not comfortable with any of it. He chose to go into battle with what he knew had worked for him in the past—a staff, a sling, and five stones.

- *Show the **Bible Lesson Slide 2**.*



- *Have a kid volunteer pretend to pick up five stones from a stream.*

Goliath laughed to think that the Israelites would send out a young man with a sling to fight him, and he made fun of David. But David wasn't afraid of him, and he wasn't worried by Goliath's mean words. Let's see how David answered Goliath.

- *Read or have a kid read 1 Samuel 17:45–47.*

Now those were some brave words! As Goliath moved closer to attack, David ran straight toward him. He took out a stone, placed it in his sling, hurled the stone, and struck Goliath right in the forehead. Goliath fell face down on the ground.

- *Show the **Bible Lesson Slide 3**.*



- *Have two kid volunteers act this out with David swinging his sling and Goliath falling to the ground.*

David went over to Goliath and cut off his head with Goliath's own sword, defeating the Israelites' enemy! When the Philistines saw that their hero was dead, they ran away. The Israelite army gave a great shout, and they chased after them. God had used a young shepherd, David, to help defeat Israel's greatest enemy.

Even if you have heard that story before, it's still an amazing story of how God can use anyone to do big things for Him! David had every reason to respond exactly like all of the other Israelites did when he heard Goliath's challenge. He could have run right back home to his father, but he didn't.

David saw that no one else had the courage to do what needed to be done. He knew that God had given him the ability to defeat enemies as he protected his sheep, and he knew that God could do it again. God prepared David by helping him face those enemies, and it gave him the confidence to stand up to and defeat Goliath.

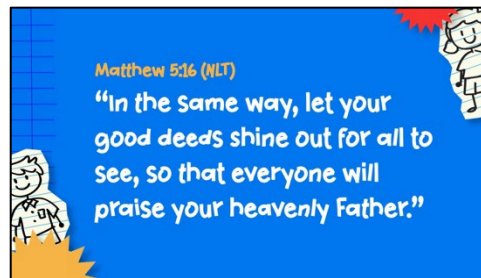

David lived out our Faith Fact today: **With God, I can be brave.** David never could have faced such a big and impossible task without God's help. Even though Goliath had every visible advantage against David in height and strength, David knew that he had a much more powerful God who would help him defeat his enemy.

In every way that God used David, He can use you and me, too. When we know that God is with us, we can be confident and brave when we face any obstacle, problem, or giant in our life!

Faith Verse

David's bravery and faith in God was an incredible example for all of the Israelites. That's why our Faith Verse is so important. It reminds us that we are called to be an example for others to point them toward God. Let's watch the video and learn this verse.

- *Show the **Faith Verse Video or Slide.***



Matthew 5:16 (NLT)

"In the same way, let your good deeds shine out for all to see, so that everyone will praise your heavenly Father."

Say it with me so we all can start to get these words in our mind.

PRAYER AND RESPONSE

You Will Need	Getting Ready
<i>No supplies are needed for this activity.</i>	<i>No prep is needed for this activity.</i>

Consider playing a worship song softly in the background while kids pray.

Take a moment to think about a problem you are facing right now. It might be small or really big like the giant David faced. God wants to help you have the strength to be brave and to face the problem with Him right beside you all the way. Let's pray and ask God to help us with our problems.

- *Give kids time to pray. Then introduce the worship song. This could play in the background while kids pray or could be a worship song to sing together.*

Worship Song

Play one or two worship songs.

Video Wrap-Up

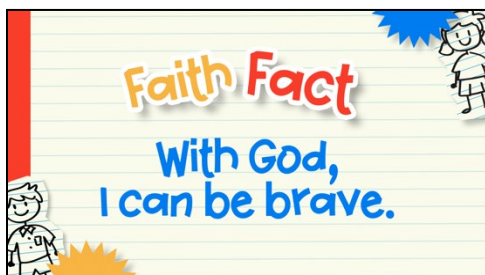
Before we go to our small group activities, let's see how the challenge worked out for our Challenge Accepted friends.

- *Play **Bible Lesson Video B**.*



Let's all accept the challenge that Dash gave us! Take some time to talk to someone like a parent, a teacher, or a friend about something that makes you afraid. Then tell them how God can help you to be brave. That's our Faith Fact.

- *Show the **Faith Fact Slide or Motion Graphic**.*



Say it with me. **With God, I can be brave.**

Great job! I knew you could remember it. Thanks for learning about God with me today.

- *Dismiss kids to Small Group time or to go home if your group time ends here.*

SMALL GROUP (30 Minutes)

This section can be done in conjunction with the large group, or on its own if you do small groups with your kids. During Small Group time, the goal is to connect the kids with the Word of God and to each other. All activities are led by the small group leader.

GROUP CONNECTION | Rock War

You Will Need	Getting Ready
<ul style="list-style-type: none"> • Countdown60 Video– 60 seconds • Paper, a few sheets per kid • Floor-safe tape 	<ul style="list-style-type: none"> • Put a strip of tape down the center of your small group area to designate two sides.

We are going to have a Rock War! Each team will have one minute to create as many “rocks” as you can out of the paper. Then, you will have one minute to throw your “rocks” on the other team’s side of the tape. Then, they will have one minute to throw their rocks on your team’s side of the tape. When time is up, I’ll count the “rocks” on each side. The team with the fewest “rocks” on their side wins.

- Divide the group into two even groups. Give each group a stack of paper.
- Demonstrate how to make a “rock.”
- Remind the kids not to throw the “rocks” at the other team’s players.
- Play more rounds if you have extra time.

BIBLE LESSON RECAP | David and Goliath (1 Samuel 17:32–51)

You Will Need	Getting Ready
<ul style="list-style-type: none"> • Bibles, one per kid 	No prep is needed for this activity.

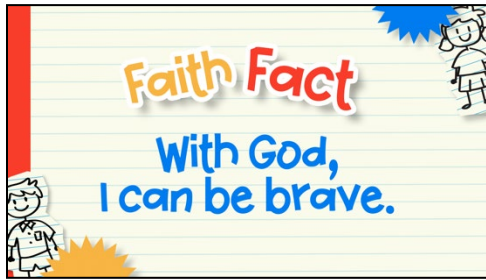
I love that we serve a God who can help us face any challenge no matter how big it is. There is nothing our God can’t do! Today’s Bible story is about how God helped a young man named David fight a seemingly impossible battle. God prepared David for the battle and equipped him with everything he needed to win. Our story is found in 1 Samuel 17.

- Divide the Bible reading into smaller chunks for volunteers to read aloud if needed.

Faith Fact

That passage of Scripture is a great reminder of our Faith Fact: **With God, I can be brave.**

- Show the **Faith Fact Slide or Motion Graphic**.



Let's say that all together. **With God, I can be brave.** Now, just the boys. **With God, I can be brave.** And now, the girls. **With God, I can be brave.**

GROUP DISCUSSION

*Feel free to use all or just a few questions as a jumping-off place for good discussion. Questions marked with * are designed for more conversation. Adjust the questions based on the age or maturity of your group. Typically, older kids will be able to dive a little deeper than younger ones.*

Questions

What was the chore David did for his family?

Why were the Israelite soldiers afraid of Goliath?

How do you think David felt standing on the battlefield in front of Goliath?

Do you think King Saul and the Israelites thought David would win? Why or why not?

How do you think they felt when David defeated Goliath?

* What is something you are afraid of?

* Have you ever done something you were afraid to do? How did you feel after doing it?

* When you do something you are afraid to do, are you less or more scared of doing it again?

* What are some ways you can trust God to help you be brave?

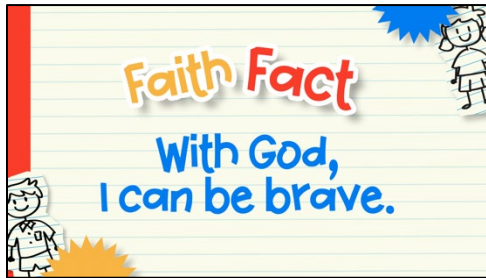
* How do you know that God will be with you?

APPLICATION AND RESPONSE

We can learn from David's example and many other heroes in the Bible. God uses regular, ordinary people just like you and me to do amazing and extraordinary things! How did they do it? It had absolutely nothing to do with them, and everything to do with the God they served.

David defeated his enemy because God was on his side. We can have the same courage and confidence David had because we follow the same powerful God.

- Show the **Faith Fact Slide** or **Motion Graphic**.



Remember our Faith Fact? Let's say it together. **With God, I can be brave.**

Make It a Habit

Select a simple visual reminder of the session's Faith Fact.

Go for a walk around your neighborhood or at a park with your family or friends this week. When you see a rock on the ground, pick it up. Say a quick prayer, thanking God for giving you the courage to get through your problems with His help just like He helped David fight Goliath.

Prayer

Let's pray and ask God to help us.


Thank You, God, for preparing me and giving me everything I need to face my problems. With You, I can be brave. Amen.

FAITH VERSE REVIEW

You Will Need	Getting Ready
<ul style="list-style-type: none"> • Small Group Faith Verse Review • Floor-safe tape • Four large buckets 	<ul style="list-style-type: none"> • Print the Small Group Faith Verse Review, one set per team. • Use the tape on the floor from the Group Connection time or place tape on the floor for a starting line. • Place two buckets about ten feet from the starting line, one per team.

Our Faith Verse for today is Matthew 5:16. It talks about how we can be an example for others and point them toward God.

- Show the **Faith Verse Video**.



Matthew 5:16 (NLT)

“In the same way, let your good deeds shine out for all to see, so that everyone will praise your heavenly Father.”

Let’s lock this verse in our heart and mind so that we always remember it!

- *Repeat the verse several times. Get creative with the verse practice. Split the group up and have them compete. Try saying it in different voices or pitches. Ask individual kids to choose how to practice it. Have fun!*

Faith Verse Fun | Rock Toss

Let’s form two teams. Each team will start with a bucket of “rocks.” Each rock in your bucket has part of the Faith Verse written on it. You will toss all your rocks into your bucket opposite the starting line. When a team has all of its rocks in the second bucket, your team will take out the rocks, open the papers, and put the verse in the correct order. The first team to get the verse in the correct order wins.

- *Give each team a bucket of “rocks.”*
- *Have them stand behind the tape line and toss their rocks into the other bucket which is about 10 feet away.*
- *Play a couple of times and mix up the team members as time allows.*

ACTIVITY PAGE | Hidden Images

You Will Need	Getting Ready
<ul style="list-style-type: none"> • Activity Page, one per kid • Activity Page Answer Page • <i>Crayons or markers</i> 	<ul style="list-style-type: none"> • <i>Print copies of the Small Group Activity Page, one per kid.</i> • <i>Print the Activity Page Answer Page as needed.</i>

Okay, kids, today we have a picture of David and Goliath. While David was brave enough to face Goliath, the rest of the Israelite soldiers were afraid. Can you find all of the hidden soldiers? Then color the picture. As you are coloring, tell me some ways God makes you brave.

- *Give time for each kid to describe how God makes them brave. Be affirming of each one.*



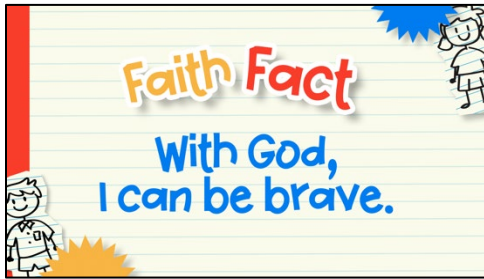
Let’s take a few minutes to thank God for helping us when we need His help to be brave. Let’s pray.

Prayer

Thank You, God for helping me be brave even when I feel small. Thank You for using me even as a kid and showing me how powerful You are. Amen.

FAITH FACT RECAP

- Display the **Faith Fact Slide** or **Motion Graphic** as parents are coming into the room.
- Maximize the time you have with your kids, so that parents see what their kids have learned. Have the kids repeat the Faith Fact, and then dismiss them to their parents.



This is the answer to the question your adults are going to ask: “What did you learn today?”
Let’s say the Faith Fact together: **With God, I can be brave.**

DISMISSAL

- Send home the **Activity Page**.
- Remind parents that there are **Family Devotions** available on the app to do with their kid.
- Tell everyone the date and time for the next session.