



Volume Overview—I Am Not Alone

In this series, kids will discover the incredible and important truth that they are not alone—God is with them. They will learn how God equipped David to face his enemy, gave wisdom to Solomon when he asked, empowered the prophet Elijah to face 450 prophets of Baal, and cared for a widow and her sons. We can trust that God cares for us and will give us courage and wisdom too.

<p>SESSION 1: David and Goliath— 1 Samuel 17:32–51 Faith Fact: With God, I can be brave.</p>	<p>SESSION 2: Solomon Chooses Wisdom— 2 Chronicles 1:1, 7–12 Faith Fact: With God, I know what to do.</p>
<p>SESSION 3: Elijah vs. Baal’s Prophets— 1 Kings 18:16–39 Faith Fact: God is the one true God.</p>	<p>SESSION 4: Elisha and the Widow— 2 Kings 4:1–7 Faith Fact: God cares about everything in my life.</p>

SESSION OVERVIEW



In this session, preschoolers will learn that God is the one true God! They will hear the story of Elijah and the prophets of Baal. Elijah was one of only a few people living for God in all of Israel. The king and many of the Israelites had turned away from God and were doing bad things. They were serving made-up gods, called Baal. Elijah proved to all the Israelites that God is real when he built an altar and God sent down fire from heaven. Kids will learn about how God is real.

Bible Lesson	Faith Fact
Elijah vs. Baal’s Prophets 1 Kings 18:16–39	God is the one true God.
Faith Verse	
<p>Matthew 5:16 (NLT) In the same way, let your good deeds shine out for all to see, so that everyone will praise your heavenly Father.</p>	

Bible Engagement Project Preschool curriculum is connected with the intentional, yearlong ministry strategy for kids available at KidminRoadmap.com.

PREPARING FOR THE SESSION

You Will Need	Getting Ready
<p>Preservice Activities</p> <ul style="list-style-type: none"> • People toys (<i>Little People</i>®, Bible figures, etc.) • Goldfish-shaped crackers <p>Large Group</p> <ul style="list-style-type: none"> • Bible • Worship songs (Song suggestions: “Only a Boy Named David” by Bible Songs for Kids; “The Lord Is My Rock” by Freedom Kids; “Nothing Is Impossible” by Planetshakers Kids) • For groups not using a phone or tablet only, add: <ul style="list-style-type: none"> ○ Projector or TV ○ Laptop ○ Countdown 5-Minute Video ○ Theme Intro Video ○ Faith Fact Slide or Motion Graphic ○ Bible Lesson Video A ○ Bible Lesson Video B ○ Faith Fact Sound video (bell ringing) ○ Faith Verse Slide or Motion Graphic <p>Small Group</p> <ul style="list-style-type: none"> • Small Group Activity Page, one per kid plus two extras • Crayons or markers • Music player or TV • Red, yellow, and orange ink pads or paint • White construction paper, one sheet per kid • Wet wipes 	<p>Preservice Activities</p> <ul style="list-style-type: none"> • Set out toys and snacks. <p>Large Group</p> <ul style="list-style-type: none"> • Download videos and slides if needed. • Select worship song(s) and have them ready to play. <p>Small Group</p> <ul style="list-style-type: none"> • Print copies of the Small Group Activity Page, one per kid plus two extras. • Color one picture without the fire and one with the fire coming down to the altar • Label a sheet of construction paper with each kid's name. • Create a sample so the kids have an idea of what the craft will look like.

Check out all the promotional and extra media files available for this theme. To access Bible Engagement Project from a computer, visit App.BibleEngagementProject.com.

PRESERVICE ACTIVITIES (30 Minutes)

See what's needed at the beginning of the session.

Bible Story Warm-Up

As kids are gathering in the room and are playing with toys, take time to ask the following questions to introduce the Bible story:

What kinds of toys are we playing with today?

Did you know that people all around the world believe different things?

Did you know that there is only one true God?

We are going to learn more about Him today!

King David and King Solomon were kings who served God and helped the people of Israel. There were a lot of kings that came after them who didn't believe in God. There was a prophet of God named Elijah. A prophet is someone who helped the people know what God had to say. God would give him special messages to give the Israelites. The Israelites had a bad king that believed in a made-up god called Baal. As a result, many of the Israelites had turned their backs on God. God was going to use Elijah to remind everyone that He is the one true God!

Snack: Goldfish-Shaped Crackers

As the kids eat the snack, share the following:

Who do we worship at church and at home?

Does God love all the people in the world, even those who don't obey Him?

How powerful is God? Can He do anything?

Today, we'll hear about how God showed His power so people would want to follow and obey Him. We'll hear that Bible story a little later.

Free Play

Any extra time can be spent playing with toys.

All right kids! Let's clean everything up and put our toys away. Today's Bible story has a lot of action. It's really exciting. We don't want to miss it!

LARGE GROUP (25 Minutes)

See what's needed at the beginning of the session.

INTRODUCTION

- *Optional: Play the **Countdown 5-Minute Video**.*
- *Use this time to pick up toys and transition to the large group area.*



Welcome

Hi, boys and girls! I'm so happy that you came today. My name is _____, and I'm your *group* leader. We're going to learn an amazing story from God's Word, the Bible! (*Hold up the Bible.*)

Today, we are learning about a brave prophet named Elijah. He loved God very much. He listened and obeyed God even when it felt like he was the only one. Even though many of God's people, the Israelites, had turned their backs on God, Elijah showed them that God is the one true God. Hold your hands up by your head. Then wiggle your toes and fingers if you're ready to get started!

- *Play the **Theme Intro Video**.*



BIBLE TIME | Elijah vs. Baal's Prophets (1 Kings 18:16–39)

Bible Video A


God and His prophet Elijah had a big lesson to teach the Israelites! Can you say, "Elijah"? (*Group response*) Nice job! Let's see what Lizzy is doing today.

- *Play **Bible Lesson Video A**.*



Wow! That was an amazing Bible story! And you all did such a great job listening and helping Lizzy with the clues. That story reminds me of our Faith Fact.

- Play the **Faith Fact Sound** video.



Do you remember what we're supposed to do when we hear that sound? (*Group response*) We need to stop what we're doing and shout out our Faith Fact as loud as we can.

- Show the **Faith Fact Slide** or **Motion Graphic**.



Let's do that right now. **God is the one true God.** That was great! Can you say it again? **God is the one true God.**

WORSHIP

Did you know that God loves it when we worship Him? When we worship God, we are spending time showing God that we love Him and that we believe in Him.

First, let's get ready to worship. Let's all jump up and yell, "Praise the Lord!" Ready? 1, 2, 3. "Praise the Lord!"

Praise

Are you glad God is the one true God? Wave your hands up high. (*Group response*)

Are you glad God made you and me? Wave your hands down low. *(Group response)*

Who wants to tell God thank You? Wave your hands up high. *(Group response)*

Prayer

Kids, wasn't today's Bible story exciting? *(Allow responses.)* Can you imagine what all the Israelites thought when they saw the fire come down from heaven?

We all need to be like Elijah and never forget that God is the one true God. We need to learn to listen and obey God even if we are the only ones. We can show others that God is the one true God by how we live our lives. Would you like to ask God for help living for Him? If so, raise your hands. Clasp them together and say this prayer after me while meaning it from your heart.

- *Be sure to pause and allow the kids time to repeat after you.*

Dear God, please help me live my life for You. I want to learn to listen to You and to obey You. Thank You. Amen.

Sing

One way to give God thanks is by worshipping Him with singing.

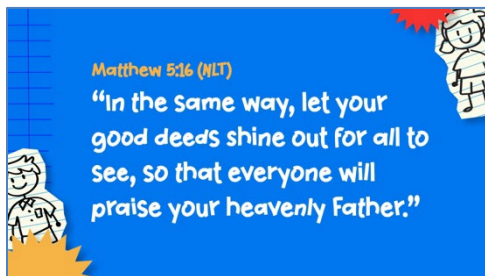
- *Lead the kids in singing one or two songs. See suggestions at the beginning of the session.*

BIBLE TIME continued | Elijah vs. Baal's Prophets (1 Kings 18:16–39)

Faith Verse

Today has been so much fun already! Now we are going to practice our Faith Verse. Remember that we've only learned part of the Faith Verse so far. When we see Lizzy next time, she'll teach us the rest of it.

- *Show the **Faith Verse Slide** or **Motion Graphic**.*



Matthew 5:16 (NLT)

In the same way, let your good deeds shine out for all to see.

Bible Video B

Great job! Now let's check in with Lizzy.

- *Play **Bible Lesson Video B**.*



Response Time

Consider playing a worship song softly in the background while the kids pray.


God is the one true God! There is no one like Him! What are some of the things you know about who God is? What do you think God is like? *(Allow responses.)* Wow! Those are great answers. When I think of God, I know He is very powerful and mighty, but He is also a friend and a father. He is the one true God, and He wants to be your friend!

Dear God, You are the one true God. You showed Your power to Elijah in our story today. Help us to follow only You for the rest of our lives. Amen.

Closing

Today's Bible story was so amazing! We heard about Elijah and the prophets of Baal, and how Elijah showed the Israelites that God is the one true God. That's a story to remember for sure!

- Play the **Faith Fact Sound** video.



Do you remember what we're supposed to do? *(Group response)* That's right!

- Show the **Faith Fact Slide** or **Motion Graphic**.



Let's shout our Faith Fact now. **God is the one true God.** Great job, friends!

Dismissal to Small Groups

Now it's time to head to small group with your friends and do some more fun activities.

- *Dismiss the kids by groups.*

Leader Tip: *This can be done by assigning colors to teams or by age groups. Note that some preschoolers may not know their age. Using a colored sticker, jersey, or wristband will help separate the kids and help identify their small groups.*

SMALL GROUP (25 Minutes)

See the supplies and prep instructions at the beginning of the session or in each activity below.

Leader Tip: All groups can do each activity at the same time. If you choose to rotate, you will need at least one leader per group.

Circle 1

GROUP CONNECTION


Leader Says

You Will Need	Getting Ready
No supplies are needed for this activity.	No prep is needed for this activity.

Goal: Kids will be reminded that God is our leader, and we need to follow His directions just like Elijah, the prophet, did.

In today's Bible story, Elijah followed God's instructions and showed the prophets of Baal that he served the one true God. Now we are going to play Leader Says. It is just like Simon Says, but instead of saying, "Simon says," I will say, "Leader says."

- Use actions like piling stones for the altar, raising hands to pray, pouring water, etc.
- As an option, allow kids to be the leader.
- Play the **Faith Fact Sound** video.



- Show the **Faith Fact Slide** or **Motion Graphic**.



Let's say the Faith Fact together. **God is the one true God.**


Circle 2

ACTIVITY PAGE TIME

Coloring Page

You Will Need	Getting Ready
<ul style="list-style-type: none"> • Activity Page, one per kid plus two extras • Crayons or markers 	<ul style="list-style-type: none"> • Print copies of the Activity Page, one per kid plus two extras • Color one picture without the fire and one with the fire coming down to the altar.

Goal: Kids can visualize the moment when God sent fire from heaven to consume Elijah's offering as they review the Bible story.



What is the man's name in today's Bible story? (*Group response*) That's right. It's Elijah. This is an altar. When the prophets of Baal made an altar and prayed to Baal, what happened? (*Allow responses.*) Nothing. What happened when Elijah built an altar and prayed to God? (*Allow responses.*) You're right. God sent down fire from heaven and completely burned up Elijah's sacrifice. God showed everyone that He is real, and that Baal is not. God is the one true God!

- Show the picture without the fire on the altar to begin this activity.
- Show the picture with the fire added when talking about God sending fire after Elijah prayed.

Circle 3

FEET-TO-FLOOR GAME TIME

Freeze Dance

You Will Need	Getting Ready
<ul style="list-style-type: none"> • Worship song from the list at the beginning of the session • Music player or TV 	No prep is needed for this activity.

Goal: Kids will spend time with God in active movement while being reminded that spending time with God in worship and prayer are ways to hear God's voice.

Kids, are you ready to spend some time worshipping? (*Group response*) When we worship, we are spending time with God. Spending time with God through things like prayer and worship are ways that we can learn to listen to God. Elijah listened to God and obeyed what He said. We need to spend time with God and learn to listen and obey like Elijah did. I am so glad that **God is the one true God!** When the music starts, and I say, "**God is the one true God**" start moving/dancing and praising Him. As soon as the music stops, freeze until I say, "**God is the one true God,**" and the music starts up again.

- Repeat as time allows.

Circle 4


HANDS-ON LEARNING**Fire Craft**

You Will Need	Getting Ready
<ul style="list-style-type: none"> • Red, yellow, orange ink pads or paint • White construction paper, one sheet per kid • Wet wipes 	<ul style="list-style-type: none"> • Label a sheet of construction paper with each kid's name. • Place the ink pads or paint next to each other. • Create a sample so the kids have an idea of what the craft will look like.

Goal: Kids will explore the story of Elijah by using ink to represent the fire that came from heaven.

Today, we are going to use our hands to create fire. *(Show the sample art.)* What part of the story does this remind us of? *(Group response)* That's right. It reminds us that when Elijah prayed, God sent fire down from heaven to burn up Elijah's sacrifice. Only God could do that. He is the one true God!

- Have kids choose one color of ink pad (or paint) and put it on their hands. Then have them press it down on the paper. Repeat with the same color several times.
- Have the kids clean their hands with wet wipes between colors.
- Repeat this process with each color.
- Play the **Faith Fact Sound** video.



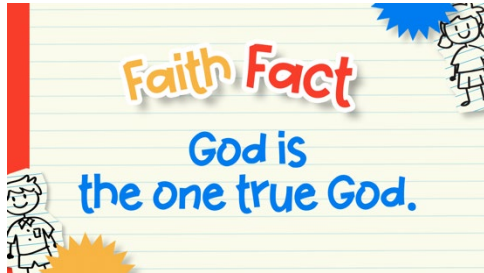
- Show the **Faith Fact Slide** or **Motion Graphic**.



Say the Faith Fact with me one more time before we go. **God is the one true God.**

FAITH FACT RECAP

- Display the **Faith Fact Slide** or **Motion Graphic** as parents are coming into the room.
- Maximize the time you have with your kids, so that parents see what their kids have learned. Have the kids repeat the Faith Fact and then dismiss them to their parents.



One thing I want you to remember from today is our Faith Fact. Say it with me. **God is the one true God.**

DISMISSAL

- Send home the **Activity Page** and the **Hands-On Learning Fire Craft**.
- Remind parents that there are **Family Devotions** available on the app to do with their kid.
- Tell everyone the date and time for the next session.