



LEADER OVERVIEW

Volume Overview—Get Strong

Our God can do anything He chooses. He is almighty and all powerful. No one can do the things that God can. But still, He chooses for people like you and me to be part of His plan. In this series, kids will discover how God chose ordinary people to do big things for Him. All of them needed to depend on God to give them strength and power to fulfill what He called them to do. Kids will learn how God will give them strength as they follow Him, too.

<p>SESSION 1: God Calls Gideon— Judges 6:11–16, 36–40 Faith Fact: God believes in me.</p>	<p>SESSION 2: Ruth and Boaz— Ruth 4:13–22 Faith Fact: God provides for me.</p>
<p>SESSION 3: Samuel Listens to God— 1 Samuel 3:1–10 Faith Fact: God speaks to me.</p>	<p>SESSION 4: Israel Demands a King— 1 Samuel 8:1–20 Faith Fact: I will choose to follow God.</p>

SESSION OVERVIEW



In this session, kids will discover that God believes in them. Sometimes we forget how important we are to God. We feel like He has forgotten about us. Sometimes we feel like we can't really do anything for God, but God doesn't think that way. No matter where we are in our journey of life, God believes in us. No matter if we are big or small, strong or weak, the most talented or the least, God believes in us.

Bible Lesson	Faith Fact
<p>God Calls Gideon Judges 6:11–16, 36–40</p>	<p>God believes in me.</p>
<p>Faith Verse</p>	
<p>Isaiah 41:10 (NLT) Don't be afraid, for I am with you. Don't be discouraged, for I am your God. I will strengthen you and help you. I will hold you up with my victorious right hand.</p>	

Bible Engagement Project Preschool curriculum is connected with the intentional, yearlong ministry strategy for kids available at KidminRoadmap.com.

PREPARING FOR THE SESSION

You Will Need	Getting Ready
<p>Preservice Activities</p> <ul style="list-style-type: none"> • Sheet or blanket • Snack, leader's choice • Toys <p>Large Group</p> <ul style="list-style-type: none"> • Bible • Worship songs (Song suggestions: "I Believe" by Wonder Kids and "Jump into the Light" by Jana Alayra) • For groups not using a phone or tablet only, add: <ul style="list-style-type: none"> ○ Projector or TV ○ Laptop ○ Countdown 5-Minute Video ○ Theme Intro Video ○ Faith Fact Sound video (bell ringing) ○ Faith Fact Slide or Motion Graphic ○ Bible Lesson Video A ○ Bible Lesson Video B ○ Faith Verse Slide or Motion Graphic <p>Small Group</p> <ul style="list-style-type: none"> • Large piece of "fleece" (Use any material that can represent fleece to the kids like a fluffy piece of soft sherpa fabric.) • Spray bottle filled with water • Bucket • Cup of water • Small Group Activity Page, one per kid • Small Group Activity Page 2, one per two kids • Small Group Creative Time Pages, one set per group • Paper bag or gift bag • Glue sticks • Craft stick, one per kid • Scissors • Cotton ball 	<p>Preservice Activities</p> <ul style="list-style-type: none"> • Set out toys and snacks. • Place either a table or several chairs in a circle in a separate part of the room. Cover the table or chairs with a sheet. Leave part of it open for easy entry and exit. <p>Large Group</p> <ul style="list-style-type: none"> • Download videos and slides if needed. • Select worship song(s) and have them ready to play. <p>Small Group</p> <ul style="list-style-type: none"> • Set the bucket of water, spray bottle, and cup on a table. • Print copies of the Small Group Activity Page, one per kid. • Print copies of the Small Group Activity Page 2, one per two kids. • Print the Small Group Creative Time Pages, one set per group. • Cut out each picture and place it in the bag.

Check out all the promotional and extra media files available for this theme. To access Bible Engagement Project from a computer, visit App.BibleEngagementProject.com.

PRESERVICE ACTIVITIES (30 Minutes)

See what's needed at the beginning of the session.

Bible Story Warm-Up

I am so excited that you are here! Check out this cool hiding place. Today we are going to learn about a man named Gideon who had to hide from the Midianites. Go in and check it out whenever you want. When you are in it, you have to be really quiet because you are hiding. Did you know that even when we are scared and hiding God believes in us?

- *Let kids come in and out of the hiding place as many times as they want until service starts.*

Snack: Leader's Choice

As kids are eating the snack, share the following:

Has there ever been a time when you felt scared?

Today, we will learn about a man named Gideon who was scared, but God believed in him!

Free Play


Any extra time can be spent playing with toys.

LARGE GROUP (25 Minutes)

See what's needed at the beginning of the session.

INTRODUCTION

- *Optional: Play the Countdown 5-Minute Video.*
- *Use this time to pick up toys and transition to the large group area.*



Welcome

Hi kids! It's good to be with you today! My name is _____. And I'm your leader. We're going to have so much fun learning about God's Word together! *(Hold up the Bible.)*

We're going to find out all kinds of new things. We'll hear incredible stories all from this special Book—the Bible. *(Point to the Bible.)* The Bible helps us know God. God believes in us. Hold your hands up by your head. Then wiggle your toes and fingers if you're ready to get started!

- Play the *Theme Intro Video*.



BIBLE TIME | God Calls Gideon (Judges 6:11–16, 36–40)

Bible Video A

One of the most important things we do here is to learn about God from His Word, the Bible. We've got someone very special to help us do that. Who remembers who she is? Let's see if you got it right.


- Play *Bible Lesson Video A*.



Faith Fact

That was so great! God is so good; He believes in each one of you. He made you and knows everything about you. He knows what you are good at or not good at. It doesn't matter if I'm the tallest or the shortest or the strongest or the weakest. **God believes in me.** He believes in you, too.

- Play the *Faith Fact Sound* video.



- Show the *Faith Fact Slide* or *Motion Graphic*.



Perfect timing! Remember what Lizzy said was today's Faith Fact? It's **God believes in me.** Let's shout out our Faith Fact: **God believes in me.**

WORSHIP

Let's spend some time singing songs and telling God how thankful we are that He believes in us!

Praise

Are you glad God is good? Wave your hands up high.

Are you glad He believes in you? Wave your hands down low.

Who wants to tell God they love Him? Wave your hands up high.

Prayer

Now let's bow our heads and pray.

Dear God, thank You for believing in me. Thank You for loving me no matter what I do! Help me to remember that You believe in me. Amen.

Sing

Another way to give God thanks is worshipping Him by singing.

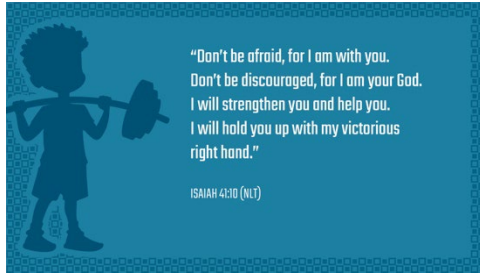
- *Lead the kids in singing one or two songs. See suggestions at the beginning of the session.*

BIBLE TIME continued | God Calls Gideon (Judges 6:11–16, 36–40)

Faith Verse

Did you know singing to God is one way to worship Him? Reading our Bibles can also be a way to worship. Today we're going to learn part of a new Faith Verse. Just repeat after me. (*Repeat the verse piece by piece for the kids to say after you.*)

- Show the **Faith Verse Slide** or **Motion Graphic**.



Isaiah 41:10 (NLT)

Don't be afraid, for I am with you. Don't be discouraged, for I am your God.

Wait a minute, I forgot that Lizzy was going to show us some actions for our new Faith Verse. Let's watch the video and find out what the actions are.

Bible Video B

Let's check back in with Lizzy.

- Play **Bible Lesson Video B**.



Response Time

Consider playing a worship song softly in the background while kids pray.

In the Bible story today, God chose Gideon to do a special job. Gideon didn't think he could do what God wanted, but he chose to follow God's instructions.


God believes in us, so we need to believe in what He tells us to do. It's important that we listen to God's voice and follow His instructions.

Dear God, help me to trust You enough to obey when You give me a job to do. Help me to do whatever You ask like Gideon did. Amen.

Closing

Did you have fun today? We've learned all about God and how He believes in us from the story of Gideon. We've worshipped by singing and speaking, and we're beginning to learn our new Faith Verse and Faith Fact.

- Play the **Faith Fact Sound** video.



- Show the **Faith Fact Slide** or **Motion Graphic**.



Let's shout it together. Ready? **God believes in me.**

Great job, friends! Just before we go, let's pray again.

Dear God, thank You for believing in us. We know that You love us, and we want to love You more. Amen.

Dismissal to Small Groups

Now it's time to head to small group with your friends and do some more fun activities.

- *Dismiss the kids by groups.*

Leader Tip: *This can be done by assigning colors to teams or by age groups. Note that some preschoolers may not know their age. Using a colored sticker, jersey, or wristband will help separate the kids and help identify their small groups.*

SMALL GROUP (25 Minutes)

See supplies and prep instructions at the beginning of the session or in each activity below.

Leader Tip: All groups can do each activity at the same time. If you choose to rotate, you will need at least one leader per group.

Circle 1

GROUP CONNECTION

Is It Dew?

You Will Need	Getting Ready
<ul style="list-style-type: none"> • Large piece of “fleece” (Use any material that can represent fleece to the kids like a fluffy piece of soft sherpa fabric.) • Spray bottle filled with water • Bucket • Cup of water 	<ul style="list-style-type: none"> • Set the bucket of water, spray bottle, and cup on a table.

Goal: Kids will review part of the Bible story with an activity.

Have you ever walked through the grass in the morning? Did you notice how wet the grass was? (*Group response*) That is dew! Dew would have made Gideon’s fleece feel damp. Was this how wet Gideon’s fleece was in the Bible story we heard today? (*Group response*) No, the Bible says the fleece was soaking wet. Only God could have made the fleece this wet and the ground so dry! Let’s compare something wet with “dew” to something really wet.

- Begin by holding the fleece in your hands.
- Spread out the fleece and spray it with the spray bottle as an example of dew.
- Have each of the kids feel the damp fleece.
- Pour a cup of water on the fleece so that you can wring it out into the bucket.

Circle 2

ACTIVITY PAGE TIME

Coloring Page

You Will Need	Getting Ready
<ul style="list-style-type: none"> • Activity Page, one per kid • Activity Page 2, one per two kids • Glue sticks • Craft sticks, one per kid • Scissors 	<ul style="list-style-type: none"> • Print copies of the Activity Page, one per kid. • Print copies of the Activity Page 2, one per two kids. • Place crayons and glue sticks on the table.

Goal: Kids will reenact the Bible story with a coloring page and craft.

Who remembers what Gideon was doing in our Bible story when the angel appeared to him? (*Group response*) That's right, he was hiding! Today, we are going to color the picture of Gideon in the hiding place. Then we'll color the angel and glue him on this craft stick. Let's practice having the angel go into the hiding place to see Gideon.

- *As they finish, help them glue their angel to the craft stick.*
- *Then let kids retell the story of the angel coming to Gideon.*



Circle 3

FEET-TO-FLOOR GAME TIME


Where Is It?

You Will Need	Getting Ready
<ul style="list-style-type: none"> • Cotton ball 	<ul style="list-style-type: none"> • Have the kids sit in a small circle facing each other.

Goal: Kids review the Bible story and Faith Fact with a familiar game.

When we first saw Gideon, he was scared and hiding from the Midianites. We are going to practice hiding something. Everyone hold your hands behind your back. (*Show them.*) I am going to walk around the circle and place this in someone's hands. (*Show cotton ball.*) If you get it, don't say anything. We are going to try to guess which friend has the cotton ball behind their back.

- *Have kids move to another part of the room and sit on the floor in a circle.*
- *Walk around the circle touching each kid's hands.*
- *Place the cotton ball in one kid's hands.*
- *Remind kids not to say anything if they have the cotton ball.*
- *Have the kids take turns guessing who is hiding the item.*
- *Repeat so other kids have a turn to receive the item.*
- *Review the Faith Fact: **God believes in me.***



- Show the **Faith Fact Slide** or **Motion Graphic**.



Circle 4

CREATIVE TIME



What's This?

You Will Need	Getting Ready
<ul style="list-style-type: none"> • <i>Creative Time Pages</i>, one set per group • <i>Paper bag or gift bag</i> 	<ul style="list-style-type: none"> • <i>Print Creative Time Pages</i>, one set per group. • <i>Place the pictures from the Creative Time Pages into the bag.</i>

Goal: Kids review the Bible story with an interactive activity.

In this bag are pictures that will remind us of parts of the Bible story. We are going to take turns pulling them out. When it's your turn to pick a picture, tell us what part of our Bible story that picture reminds you of.

- *Choose a volunteer to take one picture out of the bag.*
- *If needed, allow others in the group to help the volunteer tell how the picture relates to the Bible story.*
- *Let each kid pull out a picture.*
- *Repeat as time allows.*
- *Play the **Faith Fact Sound** video.*



- *Show the **Faith Fact Slide** or Motion Graphic.*



Before we go, who remembers our Faith Fact? (*Allow responses.*) That's right! **God believes in me.**

FAITH FACT RECAP

- Display the **Faith Fact Slide** or **Motion Graphic** as parents are coming into the room.
- Maximize the time you have with your kids, so that parents see what their kids have learned. Have the kids repeat the Faith Fact, and then dismiss them to their parents.



One thing I want you to remember from today is our Faith Fact. Let's say it together. **God believes in me.**

DISMISSAL

- Send home the **Activity Page**.
- Remind parents that there are **Family Devotions** available on the app to do with their kid.
- Tell everyone the date and time for the next session.