



LEADER OVERVIEW

Volume Overview—Get Strong

Our God can do anything He chooses. He is almighty and all powerful. No one can do the things that God can. But still, He chooses for people like you and me to be part of His plan. In this series, kids will discover how God chose ordinary people to do big things for Him. All of them needed to depend on God to give them strength and power to fulfill what He called them to do. Kids will learn how God will give them strength as they follow Him, too.

<p>SESSION 1: God Calls Gideon— Judges 6:11–16, 36–40 Faith Fact: God believes in me.</p>	<p>SESSION 2: Ruth and Boaz— Ruth 4:13–22 Faith Fact: God provides for me.</p>
<p>SESSION 3: Samuel Listens to God— 1 Samuel 3:1–10 Faith Fact: God speaks to me.</p>	<p>SESSION 4: Israel Demands a King— 1 Samuel 8:1–20 Faith Fact: I will choose to follow God.</p>

SESSION OVERVIEW



*In this session, kids will discover that **I will choose to follow God**. God loves each of us. His desire is that all of us would follow Him as our King. He gave His Son for each of us that we would be in relationship with Him. Colossians says that God chose us to be the people He loves. Help the kids understand that they were chosen by God for a purpose.*

Bible Lesson	Faith Fact
Israel Demands a King 1 Samuel 8:1–20	I will choose to follow God.
Faith Verse	
Isaiah 41:10 (NLT) Don't be afraid, for I am with you. Don't be discouraged, for I am your God. I will strengthen you and help you. I will hold you up with my victorious right hand.	

Bible Engagement Project Preschool curriculum is connected with the intentional, yearlong ministry strategy for kids available at KidminRoadmap.com.

PREPARING FOR THE SESSION

You Will Need	Getting Ready
<p>Preservice Activities</p> <ul style="list-style-type: none"> • Construction paper strips about 2 inches wide • Stapler • Tape • Stickers, jewels, or other items to decorate • Toys • Animal crackers <p>Large Group</p> <ul style="list-style-type: none"> • Bible • Worship songs (Song suggestions: “I Believe” by Wonder Kids and “Jump into the Light” by Jana Alayra) • For groups not using a phone or tablet only, add: <ul style="list-style-type: none"> ○ Projector or TV ○ Laptop ○ Countdown 5-Minute Video ○ Theme Intro Video ○ Faith Fact Sound video (bell ringing) ○ Faith Fact Slide or Motion Graphic ○ Bible Lesson Video A ○ Bible Lesson Video B ○ Faith Verse Slide or Motion Graphic <p>Small Group</p> <ul style="list-style-type: none"> • Small Group Group Connection Page • Three paper cups • Tape • Small Group Activity Page, one per kid • Crayons • Colorful rug (Option: If you don't have access to one, tape off an area on the floor.) 	<p>Preservice Activities</p> <ul style="list-style-type: none"> • Set out toys and snacks. • Cut construction paper into 2-inch strips. • Set out crown decorations (jewels, crayons, stickers, etc.). • Make a sample crown. <p>Large Group</p> <ul style="list-style-type: none"> • Download videos and slides if needed. • Select worship song(s) and have them ready to play. <p>Small Group</p> <ul style="list-style-type: none"> • Print the Small Group Group Connection Page. • Cut out one picture of the king. • Tape it inside of one of the cups. • Print one Small Group Activity Page, one per kid. • Spread out the rug, or tape off a large area on the floor if no rug is available.

Check out all the promotional and extra media files available for this theme. To access Bible Engagement Project from a computer, visit App.BibleEngagementProject.com.

PRESERVICE ACTIVITIES (30 Minutes)

See what's needed at the beginning of the session.

Bible Story Warm-Up

Today, we will hear a story about a time God's people asked for a king. We're going to make our own crowns so we can pretend to be a king or queen.

- *Help them choose a strip of construction paper.*
- *Let kids color and decorate their papers to look like a crown.*
- *When the papers are decorated, fit them to each kid's head. Use a stapler to secure the crown. Then place tape over the staples so they do not poke.*

Now, we have crowns and can pretend that God chose us to be king or queen over the people. Today we'll hear that God is our King, and He loves us and takes good care of us.

Snack: Animal Crackers

As kids are eating the snack, share the following:

Every one of us has people who tell us what to do. Who are those people for you? *(Allow responses. It would be anyone in authority.)*

Those people help us and take care of us. Today, we will hear a story about when God's people wanted someone besides God to take care of them.

Free Play


Any extra time can be spent playing with toys.

LARGE GROUP (25 Minutes)

See what's needed at the beginning of the session.

INTRODUCTION

- *Optional: Play the **Countdown 5-Minute Video**.*
- *Use this time to pick up toys and transition to the large group area.*



Welcome

Hey kids! It's great to be with you today! My name is _____ and I'm your leader today. We're going to have so much fun learning about God's Word together! (*Hold up the Bible.*)

We're going to find out all kinds of new things. We'll hear an amazing story from this special Book—the Bible. (*Point at the Bible.*) The Bible is one way we can learn all about God. Today, we are going to learn that **I will choose to follow God**. Hold your hands up by your head. Then wiggle your toes and fingers if you're ready to get started!

- Play the **Theme Intro Video**.



BIBLE TIME | Israel Demands a King (1 Samuel 8:1–20)**Bible Video A**


One of the most important things we do in here is learn about God from His Word, the Bible. Today, we are learning that **I will choose to follow God**. We've got someone, a friend, to help us do that. Let's see what Lizzy's doing.

- Play **Bible Lesson Video A**.

**Faith Fact**

Hey friends, you did a great job helping Lizzy solve all the clues. Coins and a crown were all part of our Bible story.

- Play the **Faith Fact Sound** video.



- Show the **Faith Fact Slide** or **Motion Graphic**.



Perfect timing! Lizzy also taught us today's Faith Fact. Let's shout it out together: **I will choose to follow God.**

WORSHIP

Let's spend some time praising God, singing songs to Him, and telling God how thankful we are that we can follow Him.

Praise

Are you glad that God loves you? Wave your hands up high.

Are you glad God chose you? Wave your hands down low.

Who wants to praise God now? Wave your hands up high.

Prayer

Now let's bow our heads and pray.

Dear God, thank You for loving us and giving us Your Word. Thank You for choosing each one of us. We want to follow You. We love You. Amen.

Sing

One way to thank God is worshipping Him by singing.

- Lead the kids in singing one or two songs. See suggestions at the beginning of the session.

Now we're all warmed up. I'm ready to hear our Bible story. How about you? (*Group response*)

BIBLE TIME continued | Israel Demands a King (1 Samuel 8:1–20)

Bible Video B

Let's check back in with Lizzy to see if they found Georgie.

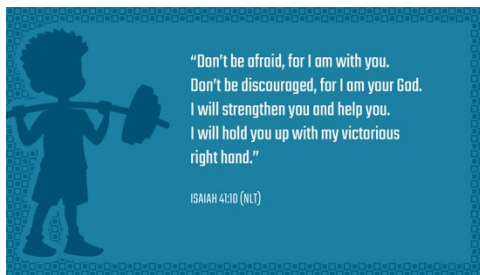
- Play ***Bible Lesson Video B***.



Faith Verse

God loves it when we remember His Word. He wrote it just for us!

- Show the ***Faith Verse Slide*** or ***Motion Graphic***.



We've got one more special thing to do. Did you know that when we remember words from the Bible that we are worshipping God, too? He wants us to read the Bible, think about the Bible, and speak the words we read in the Bible. God wants us to remember what the Bible says when we're at home, when we're playing, and when we're lying in bed. We can think about God and His Word all the time no matter where we are.

Let's say the Faith Verse together with the actions.

Isaiah 41:10 (NLT)

Don't be afraid, for I am with you. Don't be discouraged, for I am your God. I will strengthen you and help you. I will hold you up with my victorious right hand.

Wow! You did an awesome job remembering that verse and doing the actions! It makes God very happy when we remember His words from the Bible.

Response Time

Consider playing a worship song softly in the background while kids pray.


Today's Bible story has reminded me to follow God because God gives me strength and is always there for me. Just like He took care of the Israelites, God takes care of us too. Let's pray and thank God for all that He does!

Dear God, thank You for taking care of us. Thank You for providing what we need and for speaking to us. Help us to always follow You. Amen.

Closing

Did you have fun today, friends? We've learned from the Bible story, and we heard that we should all choose to say: **I will choose to follow God.** We've worshipped God by praising Him, praying, and singing. We worked hard on our Faith Verse, too. I'm so glad that we can choose to follow God.

- Play the **Faith Fact Sound** video.



- Show the **Faith Fact Slide** or **Motion Graphic**.



Ready to say our Faith Fact with me? **I will choose to follow God.** Let's say it in a whisper. **I will choose to follow God.** Now let's say it in our loudest voice. **I will choose to follow God.** Great job, friends!

Dismissal to Small Groups

Now it's time to head to small group with your friends and do some more fun activities.

- *Dismiss the kids by groups.*

Leader Tip: *This can be done by assigning colors to teams or by age groups. Note that some preschoolers may not know their age. Using a colored sticker, jersey, or wristband will help separate the kids and help identify their small groups.*

SMALL GROUP (25 Minutes)

See supplies and prep instructions at the beginning of the session or in each activity below.

Leader Tip: All groups can do each activity at the same time. If you choose to rotate, you will need at least one leader per group.

Circle 1

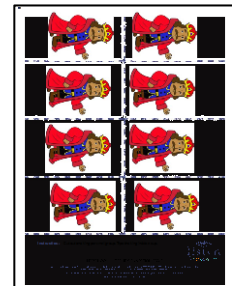
GROUP CONNECTION

Where Is the King?

You Will Need	Getting Ready
<ul style="list-style-type: none"> • Group Connection Page • <i>Three paper cups</i> • <i>Tape</i> 	<ul style="list-style-type: none"> • <i>Print the Group Connection Page.</i> • <i>Cut out one picture of the king.</i> • <i>Tape it inside of one of the cups.</i>

Goal: Kids will review today’s theme and play a simple game.

Let’s sit in a circle. Friends, how many cups do I have? *(Group response)*
 That’s right, three cups! But you can’t see what’s inside the cups. This one *(show them the picture of the king taped inside one cup)* has a picture of a king inside it.




Now I’m going to turn the three cups upside down and move them around, so you don’t know where the king is hiding. Let’s take turns guessing where the king is.

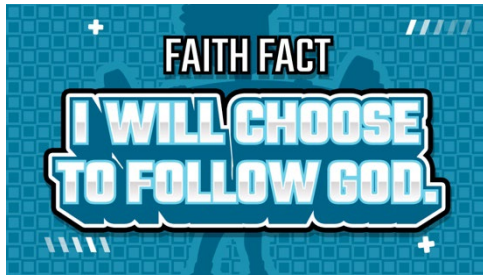
- *As each kid takes a turn guessing, reveal if they chose correctly or not.*
- *Repeat until each kid gets to choose a cup.*
- *Let a kid shuffle the cups for one of the rounds.*
- *Play as time allows.*

Who chose us? That's right, God chose us, and **I will choose to follow God!**

- *Play the **Faith Fact Sound** video.*



- Show the **Faith Fact Slide** or **Motion Graphic**.



Circle 2

ACTIVITY PAGE TIME

Connect the Dots Crown

You Will Need	Getting Ready
<ul style="list-style-type: none"> • <i>Activity Page, one per kid</i> • <i>Crayons</i> 	<ul style="list-style-type: none"> • <i>Print copies of the Activity Page, one per kid.</i>

Goal: Kids will review the Bible story and color a picture related to the story.

I have a picture here for each of you, but it doesn't look finished, does it?

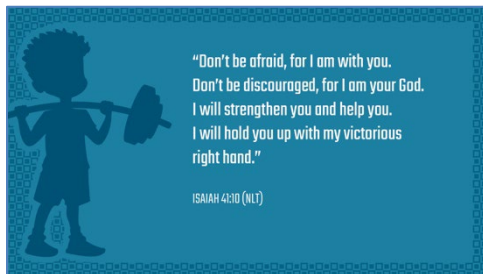
(Group response) We need to connect the dots to finish the picture.

- *Demonstrate how to connect the dots by counting the numbers.*
- *Give kids time to color the crown.*
- *As kids color, review the Bible story.*



Wow! We made a crown just like the crown a king wears.

- Show the **Faith Verse Slide** or **Motion Graphic**.



Isaiah 41:10 (NLT)

Don't be afraid, for I am with you. Don't be discouraged, for I am your God. I will strengthen you and help you. I will hold you up with my victorious right hand.

Circle 3

FEET-TO-FLOOR GAME TIME**You Are Chosen!**

You Will Need	Getting Ready
<ul style="list-style-type: none"> • <i>Colorful rug (Option: If you don't have one, you could tape off a section of the floor.)</i> 	<p><i>Spread out the rug, or tape off a large area on the floor if no rug is available.</i></p>

Goal: Kids will be active and review the Faith Fact.


Have the kids sit on the floor next to the rug (or taped area). Stand in the middle of the rug.

I am going to choose a color. If you are wearing that color, then you can join me on the rug. We'll all have a chance to come to the rug.

- *As a color is chosen and the kids come to the rug, say, "You have been chosen!"*
- *Make coming to the rug fun, like hopping, spinning, or dancing to the rug.*
- *Repeat until every kid has been chosen.*

Now that we're all on the rug, let's say the Faith Fact. **I will choose to follow God.**

- *Play the **Faith Fact Sound** video.*



- *Show the **Faith Fact Slide** or **Motion Graphic**.*



Let's say our Faith Fact together again. **I will choose to follow God.**

Circle 4

CREATIVE TIME**Follow the Leader**

You Will Need	Getting Ready
No supplies are needed for this activity.	No prep is needed for this activity.

Goal: Kids will play a simple, familiar game to reinforce the Bible story.

In our Bible story today, we heard how Samuel followed exactly what God told him when the people asked for a king. Today, we are going to play a game where you have to follow me and do whatever silly things I do!

- *Play Follow the Leader. Change things up by marching, skipping, twirling, hopping, etc.*

Great job! You all did an amazing job following everything I did. Just like you followed me and acted like me, we can choose to follow God and be like Him!

Let's say our Faith Fact one more time before we go. **I will choose to follow God.**

Great job, friends! See you soon!

FAITH FACT RECAP

- *Display the **Faith Fact Slide** or **Motion Graphic** as parents are coming into the room.*
- *Maximize the time you have with your kids, so that parents see what their kids have learned. Have the kids repeat the Faith Fact and then dismiss them to their parents.*



One thing I want you to remember from today is our Faith Fact. Say it with me: **I will choose to follow God.** That's what I'm praying for you this week—that you will choose to follow God.

DISMISSAL

- *Send home the **Activity Page** with each kid.*
- *Remind parents that there are **Family Devotions** available on the app to do with their kid.*
- *Tell everyone the date and time for the next session.*