



LEADER OVERVIEW

Volume Overview—Made Right

Directions matter! Directions help us know which way to go, whether it's making a U-turn when we're going in the wrong direction or following arrows to get us on the right path. This series is all about directions. It's full of arrows, movement, twists and turns, in, out, up, and down. Jesus has the power to help people whose lives are going the wrong way turn around—He specializes in making things right. Jesus came to turn things around for us. Because of His death and resurrection, we can be “made right” with God. With the Holy Spirit's help, we can point our world toward Jesus!

By connecting the dots between Palm Sunday, Easter, and Pentecost Sunday, kids will discover what it means to be “Made Right” with God through Jesus and how we can allow the Holy Spirit to lead, guide, and direct our lives.

<p>SESSION 1: From Wrong to Right— Luke 19:10; John 12:12–18; 18:36–37; 20:30–31; 1 Thessalonians 4:16–17 Faith Fact: Jesus has the power to make things right.</p>	<p>SESSION 2: The Great U-Turn— Isaiah 53:6; Luke 23:26, 32–46; 24:1–7; John 14:6; Romans 3:23 Faith Fact: Jesus came to turn our lives around.</p>
<p>SESSION 3: Go with Power— Joel 2:28–29; Acts 1:8–9; 2:1–11, 14–18, 37–40 Faith Fact: Jesus gives the power to go.</p>	

SESSION OVERVIEW



Go with Power

The time had come for Jesus to return to heaven, but He didn't leave His disciples without directions. Jesus knew the disciples were going to need help to share His message with others, especially if it was going to be spread to the whole world. The baptism in the Holy Spirit, what the disciples experienced on Pentecost, gives us power to boldly go into the world and share the message of Jesus, even when it's difficult.

Bible Lesson	Faith Fact
The Promised Holy Spirit— Joel 2:28–29; Acts 1:8–9; 2:1–11, 14–18, 37–40	Jesus gives the power to go.
Faith Verse	
Romans 8:10 (NLT) The Spirit gives you life because you have been made right with God.	

This series is part of an entire kids’ discipleship strategy. Get access at *KidminRoadmap.com*.

PREPARING FOR THE SESSION

You Will Need	Getting Ready
<p>Preservice Activities</p> <ul style="list-style-type: none"> • Toys • Sheets of copy paper, 1 per kid • Pretzel sticks • Bear-shaped graham crackers • Paper plates <p>Large Group</p> <ul style="list-style-type: none"> • Bible • Worship songs (Song suggestions: “Whoa, I Have Life” by Yancy and Little Praise Party; “Superhero (Reimagined)” Lyric Video by Hillsong Kids; “What a Beautiful Name” Lyric Video by Hillsong Kids) • For groups not using a phone or tablet only, add: <ul style="list-style-type: none"> ○ Projector or TV ○ Laptop ○ Countdown 5-Minute Video ○ Theme Intro Video ○ Faith Fact Slide or Motion Graphic ○ Bible Lesson Video ○ Faith Verse Slide • Balloon filled with regular air • Balloon filled with helium • Helium • Scissors • Crayons • Pages to Print: <ul style="list-style-type: none"> ○ Response Time Page, 1 per kid <p>Small Group</p> <ul style="list-style-type: none"> • Scissors • Crayons or markers • Tape • Small parachute or sheet • Soft balls or paper wads 	<p>Preservice Activities</p> <ul style="list-style-type: none"> • Set out the toys and snacks. • Create a paper airplane for each kid. <p>Large Group</p> <ul style="list-style-type: none"> • Download videos and slides if needed. • Select worship song(s) and have them ready to play. • Blow up the balloons, 1 with air and the other with helium. • Print the Response Time Page, 1 per kid. <p>Small Group</p> <ul style="list-style-type: none"> • Print the Small Group Group Connection Pages, 1 set per group, and cut apart the cards. • Place the transportation cards in 1 pile and the destination cards in another. • Print the Small Group Activity Page, 1 per kid. • Print the Small Group Feet-to-Floor Game Time Posters and tape 1 on each wall in the room.

- *Pages to Print:*
 - ***Small Group Group Connection Pages, 1 set per group***
 - ***Small Group Activity Page, 1 per kid***
 - ***Small Group Feet-to-Floor Game Time Signs***

Check out all the promotional and extra media files available for this theme. To access the Bible Engagement project from the computer, visit App.BibleEngagementProject.com.

PRESERVICE ACTIVITIES (30 Minutes)

See what's needed at the beginning of the session.

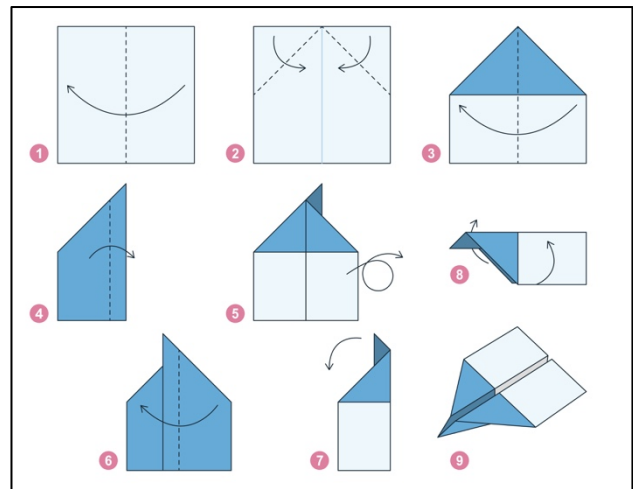
Bible Story Warm-Up | Paper Airplanes

You Will Need	Getting Ready
<ul style="list-style-type: none"> Copy paper 	<ul style="list-style-type: none"> Create a paper airplane for each kid.

Hello friends! I'm so glad you're here today! As we get started, we're going to play a fun game with paper airplanes. *(Hold up a paper airplane for kids to see.)*

Who likes to watch airplanes fly up in the sky? *(Group response)* Today, you get to fly your very own airplane. *(Hand out an airplane to each kid.)* First, everyone line up right here with your airplane. When I say, "Ready, set, fly!" we'll all throw our airplanes and see how far they go.

- Give kids time to throw their paper airplanes.



Wow, some went really far, and some went a little closer! Let's go grab them and try again.

- Repeat more rounds as time allows.

Airplanes are a fun way to travel, aren't they? We're going to talk today about people who were told to go out into the world, kind of like an airplane flying out to new places.

Snack: Traveling Bear Roads

Look at our snack today! We have pretzel sticks and bear-shaped graham crackers. We can use the pretzels to be a road and the little bears are traveling down the road. Can you make a road on your plate with your pretzels?

Now, let's put our bears on the road so they can travel. We all travel to different places like school, church, the park, or maybe our grandparents' house. Just like these bears travel down the road, we can go places too!

- Give kids time to make and eat their snack.



Free Play

Any extra time can be spent playing with toys.

LARGE GROUP (30 Minutes)

See what's needed at the beginning of the session.

INTRODUCTION

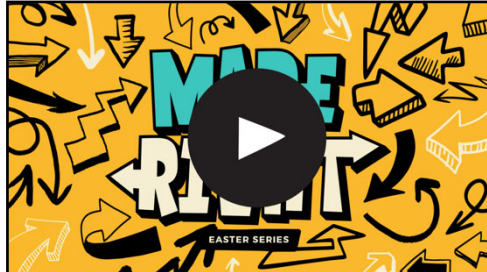
- *Optional: Play the **Countdown 5-Minute Video**.*
- *Use this time to pick up toys and transition to the large group area.*



Welcome

Hi friends! I'm so glad you're here today! We're going to have so much fun learning about Jesus. Are you ready? *(Group response)* Let's get started!

- *Play the **Theme Intro Video**.*



Faith Fact

I want to ask you a fun question. Do you like to go places? *(Group response)* Yes! Me too! Let's think about some of the places we might go:

Who likes going to the park? *(Group response)*

Who likes going to grandma or grandpa's house? *(Group response)*

How about the grocery store? *(Group response)*

What about the playground? *(Group response)*

Wow! We go lots of places, don't we? We all love to go places. Did you know that Jesus told His special helpers, the disciples, to go too? They weren't supposed to go just to the park or the store, but to the whole world! They needed Someone really special to help them go, and Jesus promised to send Someone to help them.

That’s what we’re learning all about today. **Jesus gives the power to go.**

- **Show Faith Fact Slide or Motion Graphic.**



Let’s say our Faith Fact again and each time we say it, we’re going to point in a different direction. **Jesus gives the power to go. Jesus gives the power to go. Jesus gives the power to go. Jesus gives the power to go.**

- *Practice saying it 4 times, each time pointing in a different direction.*

Great job, friends! Jesus loves you so much. I can’t wait for you hear the Bible story and learn more about how much Jesus loves you.

WORSHIP

Today we’re learning that Jesus will give us a special gift, the baptism in the Holy Spirit, to give us power to go. Jesus wants us to share His love with people everywhere we go. One way we can show Jesus that we love Him is by worshipping Him!

Praise

Let’s get our hearts ready to worship Jesus.

If you’re glad Jesus gives us power, show me your strongest muscle arms! *(Group response)*

If you’re thankful Jesus helps us go and share His love, point your finger in different directions like you’re going on a trip. *(Group response)*

If you want to say, “I love You, Jesus,” put both hands on your heart. *(Group response)*

Now you can whisper to Him, “I love You, Jesus.”

Sing

Now, it’s time to worship Jesus in a different way. Let’s show Jesus how much we love Him by singing together.

- *Lead the kids in singing 1 or 2 songs. See song suggestions at the beginning of the session.*

Prayer

It’s been so good worshipping Jesus with you today. Let’s close our eyes, fold our hands, and talk to Him together. Repeat after me:

Dear Jesus, thank You for sending the Holy Spirit. Thank You for giving us power to go and tell people about You. We love You! Amen.

BIBLE TIME | The Promised Holy Spirit (Joel 2:28–29; Acts 1:8–9; 2:1–11, 14–18, 37–40)

You Will Need	Getting Ready
<ul style="list-style-type: none"> • Balloon filled with regular air • Balloon filled with helium 	<ul style="list-style-type: none"> • Blow up the balloons, 1 with air and the other with helium.

I want to know Jesus more. How about you? (*Group response*) The Bible tells us a lot about Jesus. (*Hold up the Bible.*) We have some special friends who are going to help us learn a little bit more about what we’re talking about today. Let’s watch them now.

Video Intro

- Play the **Bible Lesson Video**.



Teaching Time

That Hank is pretty silly isn’t he? Let’s jump right into our Bible story! Friends, today we’re learning that **Jesus gives the power to go**. Can you say that with me? (*Group response*)

Jesus had very special friends called *disciples*. They loved being with Him. They walked with Him as He traveled, they ate meals with Him, and they saw Him do amazing miracles. Can you show me your amazed face? (*Group response*)

One day, Jesus told His friends something very important. He said, “I am going back to heaven.” The disciples were sad. Can you make a sad face? (*Group response*) But Jesus said, “Don’t worry! I will send you a special Helper. The Helper is the Holy Spirit. He will give you power to go and tell people about Me.”

Let’s all say *power* and make big strong arms. Good job! Now, Jesus said His friends wouldn’t only talk to people right next to them; they were going to tell people far away too. He said, “You will be My witnesses in Jerusalem, Judea, Samaria, and to the ends of the earth.” That’s

like saying, you’ll start close to home, and then keep going farther, and farther, and farther away!

Jesus’ friends did exactly what He told them to do. They waited together in a room. They prayed, they sang songs, and they talked about Jesus. Can you fold your hands like you’re praying? *(Group response)* Then, whoosh! They heard the sound of a very loud wind. Can you all make a wind sound with me? *(Group response)* Then, something that looked like flames of fire rested on each of their heads. Put your hand above your head like a flame. *(Group response)*

Suddenly, they were filled with the Holy Spirit! They began speaking in languages they had never learned. People from many countries were in the city. When they heard the disciples, they were amazed because they could understand the words about Jesus in their own language. Peter, one of Jesus’ friends, stood up. He was brave and told everyone, “This is what Jesus promised! God has sent the Holy Spirit!” Many, many people believed in Jesus that day.

- *Show the balloon blown up with regular air.*

Look at this balloon. It has air in it, but it doesn’t go very far. It just falls down.

- *Release the balloon to show that it drops.*
- *Show the helium balloon.*

Now look at this balloon. This balloon is filled with something different. When I let it go, it goes up, up, up! *(Release the balloon to show that it floats.)* When the Holy Spirit fills us, He gives us power to do things we couldn’t do by ourselves. He helps us to be brave and go where Jesus sends us. **Jesus gives the power to go.**

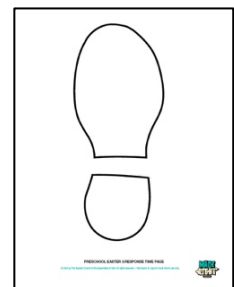
RESPONSE TIME

You Will Need	Getting Ready
<ul style="list-style-type: none"> • <i>Response Time Page, 1 per kid</i> • <i>Crayons</i> 	<ul style="list-style-type: none"> • <i>Print the Response Time Page, 1 per kid.</i>

- *Consider playing a worship song softly in the background while kids pray.*
- *Hand out a Response Time Page and crayons to each kid.*

On your footprint, draw a person or a place where you can go this week and share Jesus’ love. Maybe it’s with your family, your teacher, your friend, or at the playground. As you draw, ask Jesus to give you the power to tell others who He is.

Now, one at a time, bring your paper and together we’re going to create a path. As you put down your footprint, We’ll all say our Faith Fact, “**Jesus gives the power to go.**”



- Allow kids time to draw on their footprints. Then help them place their footprints on the path and say the Faith Fact together.
- After all the footprints are placed, gather the kids around the path.

Look at all these footprints! Jesus can send us to so many people and places. Let's pray together.

Prayer

Optional: Have the kids repeat phrases of the prayer after you.

Dear Jesus, thank You for sending the Holy Spirit. Thank You for giving me power to go when I ask You. Help me to love and tell others about You everywhere I go. Amen.

Faith Verse

When we remember Bible verses, Jesus can use them to change us. Let's review our Faith Verse.

- Show the **Faith Verse Slide**.



Romans 8:10 (NLT)

The Spirit gives you life because you have been made right with God.

Let's practice the actions for our Faith Verse.

Romans (*Hands at waist, spread apart, palms up and out.*)

8: (*Hands together like a clap.*)

10 (*Hands opened to "book."*)

The Spirit (*Wiggle your fingers and wave them up high like wind blowing.*)

gives you life (*Stretch arms wide, take a deep breath, and smile big.*)

because you have been (*Point to yourself with both thumbs.*)

made right (*Put 2 thumbs up and cross arms over chest like a hug.*)

with God. (*Point up toward heaven and then place hands over heart.*)

Wow, great job, friends! Keep practicing the Faith Verse at home.

Closing

What a great time we've had together! You all did a wonderful job of practicing the actions to our Faith Verse.

Faith Fact

Before we move on, let's review our Faith Fact.

- Show the **Faith Fact Slide** or **Motion Graphic**.



Let's say it together 4 more times: **Jesus gives the power to go.** *(Repeat 3 more times.)*

Dismissal to Small Groups

Wow, you said that so loudly! Now, we get to go to our small groups where we'll have even more fun!

- *Dismiss the kids by groups.*

Leader Tip: *This can be done by assigning color teams or by age groups. Note that some young preschoolers may not know their age. Using a colored sticker, jersey, or wristband will help separate the kids and help identify their small groups.*

SMALL GROUP (30 Minutes)

See supplies and prep instructions at beginning of session or in each activity below.

Leader Tip: Small groups can alternate to each circle, or all groups can do each activity at the same time. If you choose to alternate, you will need at least 1 leader per circle.

Circle 1

GROUP CONNECTION | How Will We Get There?

You Will Need	Getting Ready
<ul style="list-style-type: none"> Group Connection Pages, 1 set per group Scissors 	<ul style="list-style-type: none"> Print the Group Connection Pages and cut out the cards. Place the transportation cards in 1 pile and the destination cards in another.

Friends, now we’re going to pretend to go places. We’ll to use our imaginations. I have some cards here. One pile shows where we might go, like the zoo or church. The other pile shows how we might get there, like a plane or a school bus.



Here’s what we’ll do. One of you will pick a card from the transportation pile and a card from the destination pile. That kid will hold up the cards so everyone can see. Then, together, we’ll pretend to use that transportation to get to that place!

Examples could be:

- *Airplane + library: Flap arms like wings and fly to the library.*
- *Boat + zoo: Pretend to row and make animal sounds when you arrive.*
- *Bike + church: Pretend to pedal and ring a bell, then sit down like you’re at church.*
- *Play multiple rounds as time allows.*

Jesus told His disciples to go to many places to tell people about Him. Some places were close and some were far away. Jesus gives us the power to go too.

Circle 2

ACTIVITY PAGE TIME | Draw and Color


You Will Need	Getting Ready
<ul style="list-style-type: none"> Activity Page, 1 per kid Crayons or markers 	<ul style="list-style-type: none"> Print the Activity Page, 1 per kid.

Let’s do a fun **Activity Page** to help us remember our Bible story.

- *Hand out an **Activity Page** and crayons to each kid.*

Okay friends, do you remember what we’ve talked about today? **Jesus gives the power to go**. Look at the different places on your page. There is a school, a store, a house, and a playground. Color the places you might go this week and tell someone about Jesus.

- *Allow kids time to color the pictures.*




Jesus can use us in so many different places. Just like the disciples went out into the world, we can go too! **Jesus gives the power to go**.

Circle 3

FEET-TO-FLOOR GAME TIME | Direction Dash

You Will Need	Getting Ready
<ul style="list-style-type: none"> • <i>Feet-to-Floor Game Time Signs</i> • <i>Tape</i> 	<ul style="list-style-type: none"> • <i>Print the Feet-to-Floor Game Time Signs and tape 1 on each wall in the room.</i>

Today we’re going to play a game. See these signs on the walls? They tell us which way to go—north, south, east and west. Those are the words for different directions. I’m going to call out a direction and a way that we are going to have to travel there. We’ll all follow the directions and when we all get there, we’re going to shout out our Faith Fact: **Jesus gives the power to go**. Let’s start!



- *Kids start in the middle of the room.*
- *Call out directions such as “Hop north, skip south, roll west.”*
- *Kids will follow the directions and when they arrive, they will shout the Faith Fact together: **Jesus gives the power to go**.*

Ready? Run, north. (*Allow kids time to respond.*) Great job! Now, let’s all come back to the center. This time, let’s fly like airplanes to the east. Ready? Go! (*Allow kids time to respond.*)

- *Repeat several rounds with silly movements.*

Wow! You went in every direction, north, south, east, and west. Did you know that’s just what Jesus told His disciples to do? He told them to go in every direction so everyone could hear about Him. He didn’t leave them alone. He gave the gift of the Holy Spirit to give them power to go. Jesus gives us that power too! **Jesus gives the power to go**.

Circle 4

HANDS-ON-LEARNING | Parachute Power

You Will Need	Getting Ready
<ul style="list-style-type: none"> • <i>Small parachute or sheet</i> • <i>Soft balls or paper wads</i> 	<p><i>No prep is needed for this activity.</i></p>

Let's use our parachute to show what happens when we go with God's power. You hold on to the edge of the parachute and I'll place the balls on the parachute. Then, we'll lift and shake the parachute to make the balls go in every direction.

- *Play multiple rounds as time allows.*

The disciples went in every direction to tell people about Jesus. We can go too! **Jesus gives the power to go.**

FAITH FACT RECAP

- *Display the **Faith Fact Slide** or **Motion Graphic** as parents are coming into the room.*
- *Maximize the time you have with your kids, so that parents see what their kids have learned. Have the kids repeat the Faith Fact and then dismiss them to their parents.*



What an awesome time we had together today! Before we go, let's say the Faith Fact one more time. **Jesus gives the power to go.** (Group response) Great job, everyone! See you next time!

DISMISSAL

- *Send home the **Response Time Page** and **Activity Page** with each kid.*
- *Remind parents that there are **Family Devotions** available on the app to do with their kid.*
- *Tell everyone the date and time for the next session.*