




LEADER OVERVIEW

Volume Overview—Get Strong

Our God can do anything He chooses. He is almighty and all powerful. No one can do the things that God can. But still He chooses for people like you and me to be part of His plan. In this series, kids will discover how God chose ordinary people to do big things for Him. All of them needed to depend on God to give them strength and power to fulfill what He called them to do. Kids will learn how God will give them strength as they follow Him, too.

SESSION 1: God Calls Gideon— Judges 6:11–16, 36–40 Faith Fact: God believes in me.	SESSION 2: Ruth and Boaz—Ruth 4:13–22 Faith Fact: God provides for me.
SESSION 3: Samuel Listens to God— 1 Samuel 3:1–10 Faith Fact: God speaks to me.	SESSION 4: Israel Demands a King— 1 Samuel 8:1–20 Faith Fact: I will choose to follow God.

SESSION OVERVIEW



God holds everything in His hands. He knows the past, the present, and the future. He also cares about each person as an individual. That means every boy, girl, man, and woman. In today's Bible story, we'll discover how God provided for two women when they needed His help. If we are faithful to live our lives for Him and do what He wants us to, then we will find out that He works everything for the good of those who love Him!

Bible Lesson	Faith Fact
Ruth and Boaz Ruth 4:13–22	God provides for me.
Faith Verse	
Isaiah 41:10 (NLT) “Don’t be afraid, for I am with you. Don’t be discouraged, for I am your God. I will strengthen you and help you. I will hold you up with my victorious right hand.”	

Listen Kids is part of an entire kids’ discipleship strategy. Get access at KidminRoadmap.com.

Find the corresponding *Bible Fact-Pak*® question numbers for this session in the Volume Additional Assets on the mobile or Web app.

PREPARING FOR THE SESSION

You Will Need	Getting Ready
<p>Large Group</p> <ul style="list-style-type: none"> • Bible • Playpen balls or puff balls • Large bucket • Worship songs (Song suggestions: “Real Love” by Hillsong Young and Free; “Chain Reaction” by River Valley Worship; “Good Good Father” by Chris Tomlin) • For groups not using a phone or tablet only, add: <ul style="list-style-type: none"> ○ Projector or TV ○ Laptop ○ Countdown 5-Minute Video ○ Theme Intro Video ○ Faith Fact Slide or Motion Graphic ○ Game Time Slide or Motion Graphic ○ Countdown60 Video ○ Bible Lesson Slides 1–2 ○ Bible Lesson Slide 3 with audio ○ Bible Lesson Video A ○ Bible Lesson Video B ○ Faith Verse Video or Slide <p>Small Group</p> <ul style="list-style-type: none"> • Small Group Group Connection • Colored paper, one color per team • Scissors • Countdown60 Video • Bibles, one per kid • Basket, any size • Small Group Faith Verse Review • Scissors • Jars, one per group • Raw rice • Small Group Activity Page, one per kid • Pencils, one per kid 	<p>Large Group</p> <ul style="list-style-type: none"> • Download videos and slides if needed. • Select worship song(s) and have them ready to play. <p>Small Group Activities</p> <ul style="list-style-type: none"> • Print the Small Group Activity Page, one per kid. • Print the Small Group Group Connection on colored paper, one color per team. • Print the Small Group Faith Verse Review. • Cut out the Faith Verse into sections. • Pour rice into each jar. • Tightly roll the sections of the Faith Verse and drop into the jars of rice.


Check out all the promotional and extra media files available for this theme. To access the Bible Engagement Project from a computer, visit App.BibleEngagementProject.com.

LARGE GROUP (30 Minutes)

See what's needed at the beginning of the session.

INTRODUCTION

- *Optional: Play the **Countdown 5-Minute Video**.*



Welcome

Hey kids! It's so great to have you here! We've been talking about how God uses ordinary people to do extraordinary things. Last time we talked about how God used Gideon, even though Gideon was afraid. Today we'll talk about two women who needed God's help. Let's watch this video, and then we'll get started.

- *Play **Theme Intro Video**.*



Have you ever been sad or disappointed? Has anything ever gone wrong for you? Well, I'm sure the answer to that question is yes. Every person has been sad or disappointed at some point. We know that because sin entered the world there is sickness, sadness, and even death. We also know that God has a plan to provide for all His children. When something doesn't go the way we thought it would, we can go to God. When we turn to Him, He provides for us, sometimes in ways we could never imagine.

Today, we're going to hear about someone named Ruth who had something really sad happen to her. She could have blamed God or had a bad attitude, but she didn't. Instead, she decided to turn to God to provide for her. It wasn't always easy, but because of her faithfulness to God, she and her family were provided for.

Faith Fact

- *Show the **Faith Fact Slide** or **Motion Graphic**.*



And you know what? That's our Faith Fact for today: **God provides for me.** Say it with me on the count of the three. 1, 2, 3. **God provides for me.** One more time! **God provides for me.** Great job!

GAME | Gather It Up

You Will Need	Getting Ready
<ul style="list-style-type: none"> • Playpen balls or puff balls • Large bucket 	<p><i>No prep is needed for this activity.</i></p>

- Show the **Game Time Slide** or **Motion Graphic**.




Before we move to the Bible story, who wants to play a game?

We're going to form four evenly sized groups. When I say, "Go," each team will have 60 seconds to collect as many balls as you can and return them to the bucket by walking over and dropping them in. They must be in the bucket before time runs out. The team with the most balls in the bucket wins.

- *Form groups by having kids count off 1–4 until everyone has been assigned to a group.*
- *Place the bucket in the center of the room.*
- *Scatter the balls around the room.*
- *Choose which team will go first. Then repeat for each group.*

Is everyone ready to play? On your mark, get set, go!

- *Play the **Countdown60 Video** – 60 seconds.*



- *When time runs out, count the balls to determine each team's score.*
- *Repeat until each team has played. Then congratulate the winners.*

This game reminds me of the woman in today's Bible lesson, Ruth. Just as we ran around and collected balls off the ground, she spent her days in the fields collecting leftover grain on the ground. It was hard work, but she was happy to do it because it provided food for her and her mother-in-law, Naomi. We will hear more about that in a bit.

WORSHIP

Now it's time to praise Jesus! Are you ready? Get on your feet. Here we go.

- *Lead the kids in singing one or two praise songs. See suggestions at the beginning of the session.*

BIBLE LESSON | Ruth and Boaz (Ruth 4:13–22)

Have you ever wondered how you're going to do all that God wants you to do? I know I have. And I know the best place to look to find the answer. Do you know what it is? *(Group response)* It's in God's Word, the Bible. *(Hold up your Bible.)* Before we get started in God's Word, let's take a moment to pray and invite God to be with us.

Prayer

Dear God, thank You for being with us and believing in us. Help us to know You more as we learn from the Bible. Amen.

Video Intro

Before we get started learning more from God's Word, the Bible, let's check in with our Challenge Accepted friends, Dash and Austin, and see what they're up to!

- *Play **Bible Lesson Video A**.*



Wow! Would you like to accept that challenge? (*Group response*) I'm not sure that I would want to stack bread on my head. But that's a great lead-in to our Bible story.

Teaching Time

(*Open the Bible to Ruth.*) Today's Bible reading starts off with something that no one ever wants to face—a famine! That means there is little or no food. Uh-oh! No chips! No pizza! No tacos! Let's read Ruth 1:1.

- *Read Ruth 1:1.*

What do you think that meant for people? They had to find a way to eat. The Bible book is named Ruth, but our story actually begins with a man named Elimelech. He was Ruth's father-in-law. Before we get to what happened to him, tell your neighbor what your favorite food is! (*Let kids pair share.*) Can you imagine never having that food again? (*Group response*) That's what it would be like if there was a famine.

There was no food in Bethlehem, which is where Elimelech and his family lived, so they had to leave the city. Elimelech's wife was named Naomi, and they had two sons, named Mahlon and Kilion. They all moved to a country called Moab.

- *Show the **Bible Lesson Slide 1**.*



Have you ever moved before? (*Group response*) That's not easy. Then, something very sad happened: Elimelech died. Naomi was left with her two sons. Well, Mahlon and Kilion married two women from Moab. Their names were Orpah and Ruth. Say Orpah ten times fast! (*Allow responses.*)

You know what? Another sad thing happened. About ten years later, both Mahlon and Kilion died. Now, Naomi, Orpah, and Ruth were all widows—women whose husbands have died. What were they going to do? In those days, men were usually the ones to take care of their families by working. Now that their husbands were dead, what do you think was going to happen to Naomi, Orpah, and Ruth? (*Allow responses.*)

Naomi heard that the famine was over in Bethlehem and decided she was going to move back home. They all packed up and headed off. On the way, Naomi told Orpah and Ruth that they should go back to their family homes instead of going with her to Bethlehem. She thanked them for being so kind, but said they would be happier in Moab, the country they were from.

They all cried together, and both Orpah and Ruth told Naomi they wanted to go with her. Naomi insisted they return to their families in Moab. So, one of them did go back, but one stayed. Who do you think stayed? (*Group response*) Let's read Ruth 1:16 to find out which of the daughters-in-law stayed.

- Read Ruth 1:16.

Ruth went to Bethlehem with Naomi. They arrived just in time for the barley harvest. That's the time of year when people collect the crops they have planted and have been taking care of for months.

Bible times weren't like today. Ruth and Naomi couldn't go to the grocery store for food. They had to grow it or get it from someone else. Ruth decided she was going to go out into the fields and pick up the stalks of grain left behind by the people who were harvesting. This is how God had told His people to provide for others in need. So, she went to a field and began gathering the dropped grain.

- Show the **Bible Lesson Slide 2**.



While she was there, a very important man noticed her. His name was Boaz. Why was he important? Well, he owned the field. When he saw Ruth and heard that she was taking care of Naomi, he told Ruth to stay in his field and work right behind the other women who were harvesting.

Boaz said she could get a drink of water from his well anytime she was thirsty. Let's read Ruth 2:10–12 to see what Boaz said to Ruth.

- Read Ruth 2:10–12.

Boaz recognized how faithful Ruth was to Naomi and wanted to take care of her. He even told his workers to drop some of their grain on purpose so Ruth could pick it up! God provided for Ruth and Naomi through Boaz's generosity.

When Ruth got home and Naomi saw all the grain she had collected, she was so happy. Ruth told Naomi about Boaz, the kind man who had helped her. Naomi was even happier when she found this out because Boaz was a relative of her husband, Elimelech, and one of their family redeemers.

You see, one of the Israelite laws said that a special family member should step in and help if something really bad happened in the family. That special person would be called the family


redeemer. Boaz was one of the men in Naomi and Ruth's family who could step in and help them out. So, Naomi told Ruth to keep working in Boaz's fields through the end of harvest.

Naomi had an idea. She told Ruth to dress up in her nicest clothes and go to Boaz that night. The plan was for Boaz to help the family by marrying Ruth. After Boaz had eaten dinner that night, he went to sleep. Ruth went to the place he was sleeping and laid down by his feet. In the middle of the night, Boaz woke up. When he saw Ruth laying at his feet, he asked, "Who are you?" Ruth told him that she was there and that he was their family redeemer.

Boaz figured out that Ruth wanted to marry him. So he told her that she was showing great loyalty to their family. He said he would marry her. He just needed to make arrangements the next day. So, he gave Ruth six scoops of barley and sent her home to Naomi. When Ruth got home, she told Naomi all that Boaz had done.

The next day Boaz made all of the arrangements necessary, and soon he and Ruth were married!

- *Show the **Bible Lesson Slide 3** with audio.*



Later, Boaz and Ruth had a baby boy, and they named him Obed. Naomi was a grandmother, and her heart was filled with joy once again! God was faithful to provide all that Ruth and Naomi needed.

You know, sometimes things don't go the way we planned, do they? In those times, we have a choice. Some people choose to turn away from God and face things on their own. That only leads to more pain and sadness. Others turn toward God and allow Him to bring something good out of what looks like a bad situation.

Ruth was in that second group of people. She was faithful to God and her family in a hard time. Because of that, God greatly blessed her. She married Boaz and had a son, Obed. Even when things looked hopeless for Ruth and Naomi, God provided for all of their needs.

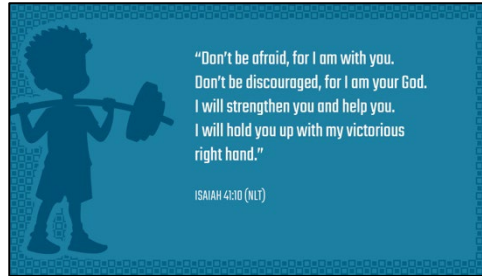
God isn't mentioned much in the whole story of Ruth and Naomi, but God was always working to make sure that their needs were met. He led them, and He provided for them. In the same way, God is working in the background of our lives to make sure our needs are met, even when we don't see Him working.

Want to know something else that's cool? Obed was the father of Jesse, and Jesse was the father of another famous person in the Bible. Guess who? (*Allow responses.*) David! And, do

you know who was a descendant of David? (*Allow responses.*) Jesus! That means Jesus was a descendant of Boaz and Ruth. How amazing is that? The One who would redeem us all was related to the family redeemer of Ruth and Naomi!

Faith Verse

- Show the **Faith Verse Video or Slide.**



Isaiah 41:10 (NLT)

“Don’t be afraid, for I am with you. Don’t be discouraged, for I am your God. I will strengthen you and help you. I will hold you up with my victorious right hand.”

Let’s say our Faith Verse together. (*Pause for kids to say Faith Verse with you.*) What will you choose to do in hard times? Or in times when you don’t feel like you have enough? There is Someone you can turn to. God will help you to make it through and even more. He knows you. He loves you. And He wants you to turn to Him even in the hardest times. He is close. You can say, **God provides for me.**

PRAYER AND RESPONSE

You Will Need	Getting Ready
<i>No supplies are needed for this activity.</i>	<i>No prep is needed for this activity.</i>

Consider playing a worship song softly in the background while kids pray.

Let’s take some time to worship and thank God. He provided for Ruth and Naomi, and He does the same for you and me, too. He provides food, shelter, family, friends, clothes, and so much more. Join me for a few moments in praising and thanking God for all He is and all He has done.

- *Give kids time to pray. Then introduce the worship song. This could play in the background while kids pray or could be a worship song to sing together.*

Worship Song

Play one or two worship songs.

Video Wrap-Up

Before we go to our small group activities, let’s see how Dash and Austin’s challenge worked out.

- **Play Bible Lesson Video B.**



Let's all accept the challenge that Austin gave us. Remembering things that God has provided for us will show us that God is with us. And don't forget the Faith Fact for today.

- Show the **Faith Fact Slide or Motion Graphic**.



Say it with me. **God provides for me.** Thanks for a great time learning about God together.

- Dismiss kids to Small Group time or to go home if your group time ends here.

SMALL GROUP (30 Minutes)

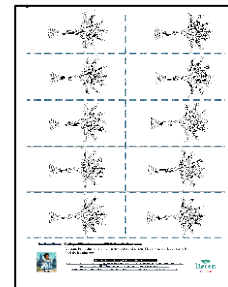
This section can be done in conjunction with the large group, or on its own if you do small groups with your kids. During Small Group time, the goal is to connect the kids with the Word of God and to each other. All activities are led by the small group leader.

GROUP CONNECTION | Sheaves Hide and Seek

You Will Need	Getting Ready
<ul style="list-style-type: none"> • Group Connection • Colored paper, one color per team • Scissors • Countdown60 Video – 60 seconds 	<ul style="list-style-type: none"> • Print the Group Connection on different colored paper, one color per team. (Note: The number printed will be determined by the number of kids in the groups.) • Cut apart the sheaves. • Hide the sheaves in the room for the kids to find. (Save one for an example.)

Okay, kids! I have hidden sheaves all around this room. Do you know what sheaves are? (*Group response*) That's the name of a bundle of grain. It's what Ruth spent all day gathering! Each group has a different color for their sheaves. You will have one minute to find all of your colored sheaves. Be sure to only gather your color!

- Divide the group into at least two teams.
- Play the **Countdown60 Video** – 60 seconds.



BIBLE LESSON RECAP | Ruth and Boaz (Ruth 4:13–22)

You Will Need	Getting Ready
<ul style="list-style-type: none"> • Bibles, one per kid 	<p>No prep is needed for this activity.</p>

Ruth had something really sad happen to her. She could have blamed God or had a bad attitude, but she didn't. Instead, she decided to turn to God to provide for her. It wasn't always easy, but because she was faithful to God, Ruth and her family were provided for!

- Divide the Bible reading into smaller chunks for volunteers to read aloud.

Faith Fact

God provided food, a home, and a husband for Ruth. It was just what she needed! God knows what we need and provides for us, too!

- Show the **Faith Fact Slide** or **Motion Graphic**.



Point to yourself and say our Faith Fact with me: **God provides for me.**

GROUP DISCUSSION

*Feel free to use all or just a few questions as a jumping-off place for good discussion. Questions marked with * are designed for more conversation. Adjust the questions based on the age or maturity of your group. Typically, older kids will be able to dive a little deeper than younger ones.*

Questions

Why did Naomi, her husband, and sons move to the country of Moab?

What terrible thing happened to Ruth and her mother-in-law, Naomi?

In whose fields did Ruth gather barley?

As family redeemer, what was the role and responsibility that Boaz chose to do for Ruth and Naomi?

How did God reward Ruth for her faithfulness?

* What are some ways that God has provided for you and your family?

* Why can we trust God to provide for our needs?

* What are some ways God can use us, like He used Boaz, to help provide for other people's needs?

* Why do you think God chose to send Jesus as one of Boaz and Ruth's descendants?

Application and Response

You Will Need	Getting Ready
<ul style="list-style-type: none"> <i>Basket</i> 	<i>No prep is needed for this activity.</i>

Being a faithful follower of God isn't easy. In fact, sometimes the things God tells us to do are hard or not much fun at all. In those times, we have a choice. We can go our own way, or we can go God's way. When we choose to do it God's way, we are being faithful. God always rewards faithfulness. What do we do if we think God's way is too hard? We ask God for help! He may not make the task any easier, but He will help to strengthen and encourage us to complete it. He always provides.

Make It a Habit

Select a simple visual reminder of the session's Faith Fact

We need to make it a habit to remember what we've learned about God today. Every time you see a basket, I want you to remember that God provided for Ruth and that God will provide for you, too!

- Show the kids a basket. It can be any size.*

Let's pray and ask God to help us.

Prayer


Thank You, God, that You are always faithful and will always provide for us. We are grateful that You always provide just what we need. We love You. Amen.

FAITH VERSE REVIEW

You Will Need	Getting Ready
<ul style="list-style-type: none"> <i>Faith Verse Review, one per group</i> <i>Scissors</i> <i>Jars, one per group</i> <i>Raw rice</i> 	<ul style="list-style-type: none"> <i>Print the Faith Verse Review, one per group.</i> <i>Cut apart the Faith Verse into different sections.</i> <i>Put rice in each jar.</i> <i>Tightly roll the sections and drop into the jars of rice.</i>

Our Faith Verse for today tells us that we don't need to be afraid or discouraged because God is with us and will help us. When we know God's Word, He can bring a verse or Bible story to mind just when we need it.

- Show the **Faith Verse Video**.*



Isaiah 41:10 (NLT)

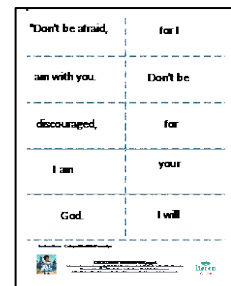
“Don’t be afraid, for I am with you. Don’t be discouraged, for I am your God. I will strengthen you and help you. I will hold you up with my victorious right hand.”

Let’s lock this verse in our heart and mind so that we always remember it! Let’s say it together with the actions.

- *Repeat the verse several times. Get creative with the verse practice. Split the group up and have them compete. Try saying it in different voices or pitches. Ask individual kids to choose how to practice it. Have fun!*

Faith Verse Fun | Feel and Find

Kids, I have a challenge for you. Just like Ruth searched for food in the fields, you are going to search for the Faith Verse. This jar is filled with rice and mixed in are little pieces of paper, each with part of our Faith Verse on it. Each of you is going to have a turn to reach in and find one of those papers.



When you have found all the papers, your group will put them all in order to spell out the Faith Verse. When you have the verse in order, your group must read the verse together out loud. Are you ready to play?

- *Form groups that will work together to put the Faith Verse in order.*
- *Taking turns, kids will reach into the jar of rice to find a piece of paper with part of the Faith Verse on it.*
- *When all the pieces of paper are found, the group works together to put the Faith Verse in order.*

Ruth and Naomi went to Bethlehem in search of help after their husbands had died. They needed food and someone to take care of them. They chose to trust God to provide for them and He did! In our Faith Verse, God reminds us that we don’t have to be afraid when we are in need or discouraged when things don’t go our way because He is with us. We can count on God to help.

ACTIVITY PAGE | Crossword Puzzle

You Will Need	Getting Ready
<ul style="list-style-type: none"> • Activity Page, one per kid • Pencils, one per kid 	<ul style="list-style-type: none"> • Print the <i>Small Group Activity Page</i>, one per kid

This crossword puzzle is based on the Bible story that we heard about today. Check out the clues and see if you can complete the puzzle.

Life can be like a crossword puzzle, full of questions. Some questions are harder than others. And sometimes, we don't know the answer. When you are unsure of what the right answer is, you can pray and ask God. He has promised to always provide help!


Crossword Answer Guide

Down:

1. Family
2. Naomi
4. Bethlehem
5. Field
7. Ruth

Across:

3. Boaz
5. Famine
6. Provides



Prayer

Dear God, thank You so much for showing me in the Bible how You provide for Your people. Thank You for providing for me. Help me to trust You. Amen.

FAITH FACT RECAP

- Display the **Faith Fact Slide** or **Motion Graphic** as parents are coming into the room.
- Maximize the time you have with your kids, so that parents see what their kids have learned. Have the kids repeat the Faith Fact, and then dismiss them to their parents.



This is the answer to the question your adults are going to ask: "What did you learn today?" Let's say our Faith Fact together. Say it with me: **God provides for me.** That was great! See you next time!

DISMISSAL

- Send home the **Activity Page** with each kid.
- Remind parents that there are **Family Devotions** available on the app to do with their kid.
- Tell everyone the date and time for the next session.