



LEADER OVERVIEW

Volume Overview—Get Strong

Our God can do anything He chooses. He is almighty and all powerful. No one can do the things that God can. But still, He chooses for people like you and me to be part of His plan. In this series, kids will discover how God chose ordinary people to do big things for Him. All of them needed to depend on God to give them strength and power to fulfill what He called them to do. Kids will learn how God will give them strength as they follow Him, too.

<p>SESSION 1: God Calls Gideon— Judges 6:11–16, 36–40 Faith Fact: God believes in me.</p>	<p>SESSION 2: Ruth and Boaz— Ruth 4:13–22 Faith Fact: God provides for me.</p>
<p>SESSION 3: Samuel Listens to God— 1 Samuel 3:1–10 Faith Fact: God speaks to me.</p>	<p>SESSION 4: Israel Demands a King— 1 Samuel 8:1–20 Faith Fact: I will choose to follow God.</p>

SESSION OVERVIEW



In this session, kids will discover that God provides for them. God is our provider. In every situation, we know that God sees us, and He provides for us. The Bible says that He feeds the birds and grows the lilies of the field. If God provides for the birds in the sky and the lilies in the fields, will He not also care for us too?

Bible Lesson	Faith Fact
Ruth and Boaz Ruth 4:13–22	God provides for me.
Faith Verse	
Isaiah 41:10 (NLT) Don't be afraid, for I am with you. Don't be discouraged, for I am your God. I will strengthen you and help you. I will hold you up with my victorious right hand.	

Bible Engagement Project Preschool curriculum is connected with the intentional, yearlong ministry strategy for kids available at KidminRoadmap.com.

PREPARING FOR THE SESSION

You Will Need	Getting Ready
<p>Preservice Activities</p> <ul style="list-style-type: none"> Plants (fake or real) (If you do not have any plants, use things that will make the area look like a field.) Toys Wheat crackers <p>Large Group</p> <ul style="list-style-type: none"> Bible Worship songs (Song suggestions: “I Believe” by Wonder Kids and “Jump into the Light” by Jana Alayra) For groups not using a phone or tablet only, add: <ul style="list-style-type: none"> Projector or TV Laptop Countdown 5-Minute Video Theme Intro Video Faith Fact Sound video (bell ringing) Faith Fact Slide or Motion Graphic Bible Lesson Video A Bible Lesson Video B Faith Verse Slide or Motion Graphic <p>Small Group</p> <ul style="list-style-type: none"> White paper, 8 ½” x 11” Crayons Large poster board Tape Small Group Activity Page, one per kid Yellow and green construction paper (or long, dried grass, if available) Crayons Glue Small Group Feet-to-Floor Page, one per group Optional: Smartphone or timer Small Group Hands-On Learning Page, one per kid Sandwich bags 	<p>Preservice Activities</p> <ul style="list-style-type: none"> Set out toys and snacks. Set out a variety of plants or items to make the area look like a field. Hide snack cups among the plants. <p>Large Group</p> <ul style="list-style-type: none"> Download videos and slides if needed. Select worship song(s) and have them ready to play. <p>Small Group</p> <ul style="list-style-type: none"> Cut the white paper into quarters. Write “God Provides” as a title on the poster board. Print the Small Group Activity Page, one per kid. Cut the colored paper into strips. Print the Small Group Feet-to-Floor Page, one per group. Cut apart the sheaves of wheat. Print the Small Group Hands-On Learning Page, one per kid. Cut apart the puzzle pieces and remove the middle one (square #5) from each puzzle. Place all of the middle pieces (square #5) in one sandwich bag. Put the remaining puzzle pieces into an individual sandwich bag for each kid.

Check out all the promotional and extra media files available for this theme. To access Bible Engagement Project from a computer, visit App.BibleEngagementProject.com.

PRESERVICE ACTIVITIES (30 Minutes)

See what's needed at the beginning of the session.

Bible Story Warm-Up

As kids enter the room, have them move to the area with the plants, which will be "Boaz's field."

Today, we are going to learn about a woman from the Bible named Ruth. She had to go looking for food. Ruth went to a field that belonged to a man named Boaz, and God provided for her. How has God provided for you? (*Allow responses.*) Just like Ruth had to search for food, we are going to search for our snacks!

- Give kids time to look at the plants and spend time in the decorated space.

Snack: Wheat Crackers

As kids are eating the snack, share the following:

Aren't you glad that we don't have to go pick our food out of a field every time we want a snack?

What is your favorite snack to eat?

Does your mommy or daddy usually provide your snacks? (*Be sensitive to any kid who may be in foster care and living with another relative or foster parents.*)

Today, we are learning about how God provided food and everything else for Ruth.

Free Play

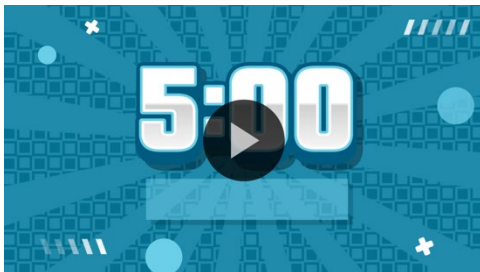
Any extra time can be spent playing with toys.

LARGE GROUP (25 Minutes)

See what's needed at the beginning of the session.

INTRODUCTION

- Optional: Play the **Countdown 5-Minute Video**.
- Use this time to pick up toys and transition to the large group area.



Welcome

Hey kids! It's great to be with you today. My name is _____, and I'm your group leader. We're going to have so much fun learning about God's Word together! (*Hold up Bible.*)

We're going to find out all kinds of new things. We'll hear supercool stories all from this special Book—the Bible. (*Point to the Bible.*) The Bible tells us all about God. Today, we are going to learn how God provides for us. Hold your hands up by your head. Then wiggle your toes and fingers if you're ready to get started.

- Play the **Theme Intro Video**.



BIBLE TIME | Ruth and Boaz (Ruth 4:13–22)
Bible Video A


One of the most important things we do in our group is learn about God from His Word, the Bible. (*Hold up Bible.*) Today, we are learning that **God provides for me**. We've got a special friend to help us do that. Let's see what Lizzy's doing.

- Play **Bible Lesson Video A**.

**Faith Fact**

Hey friends, you did a great job helping Lizzy solve all the clues. Do you remember what the clues were? (*Group response*) There was an empty wallet and a basket. These clues remind us that even though Ruth had nothing, God provided for her.

- Play the **Faith Fact Sound video**.



Do you remember what we're supposed to do anytime we hear that sound? (*Group response*) We need to stop what we're doing and shout out our Faith Fact. Today's Faith Fact is **God provides for me.**

- Show the **Faith Fact Slide** or **Motion Graphic**.



WORSHIP

Great! Now let's spend some time praising God, singing songs to Him, and telling God how thankful we are that He provides for us.

Praise

Are you glad that He is God? Wave your hands up high.

Are you glad that He provides for you? Wave your hands down low.

Are you glad that God knows what you need? Wave your hands up high.

Who wants to tell God thank you? Wave your hands down low.

Prayer

Now let's bow our heads and pray.

Dear God, thank You for providing for me. Thank You for always knowing what I need. I know I don't have to be afraid because I can trust that You to provide for me. Amen.

Sing

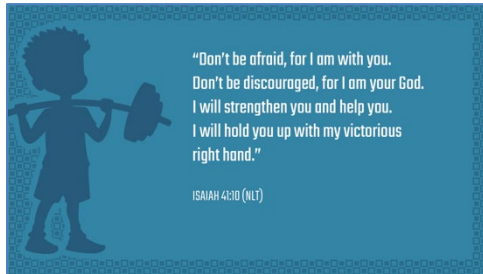
One way to give God thanks is worshipping Him by singing.

- Lead the kids in singing one or two songs. See suggestions at the beginning of the session.

BIBLE TIME continued | Ruth and Boaz (Ruth 4:13–22)

Faith Verse

- Show the **Faith Verse Slide** or **Motion Graphic**.



We've got one more special thing to do. Did you know that when we remember words from the Bible that we are worshipping God, too? He wants us to read the Bible, think about the Bible, and speak the words we read in the Bible. God wants us to remember what the Bible says when we're at home, when we're playing, and when we're lying in bed. We can think about God and His Word all the time no matter where we are. Let's say the Faith Verse together:

Isaiah 41:10 (NLT)

Don't be afraid, for I am with you. Don't be discouraged, for I am your God. I will strengthen you and help you.

Last time, Lizzy showed us some actions for the Faith Verse. Let's say the verse again with the actions.

- Say the verse again with the actions.

Bible Video B

Now it's time to see if Grandpa can figure out what the Bible story is.

- Play **Bible Lesson Video B**.



Response Time


Consider playing a worship song softly in the background while kids pray.

I am so glad that because God is with us, we don't have to be afraid! God loves us and will always give us everything we need. Is there anything that scares you? Let's pray and thank God for being with us and giving us the strength we need to face our fears. (*Listen to requests and say a short prayer.*)

Closing

Did you have fun in our group today? We've learned how God provided for Ruth. Guess what? He provides for you and me, too!

- *Play the **Faith Fact Sound** video.*



- *Show the **Faith Fact Slide** or Motion Graphic.*



Let's say it all together one more time. **God provides for me.**

Great job, friends!

Dismissal to Small Groups

Now it's time to head to small group with your friends and do some more fun activities.

- *Dismiss the kids by groups.*

Leader Tip: *This can be done by assigning colors to teams or by age groups. Note that some preschoolers may not know their age. Using a colored sticker, jersey, or wristband will help separate the kids and help identify their small groups.*

SMALL GROUP (25 Minutes)

See supplies and prep instructions at the beginning of the session or in each activity below.

Leader Tip: All groups can do each activity at the same time. If you choose to rotate, you will need at least one leader per group.

Circle 1

GROUP CONNECTION

What Do You Need?

You Will Need	Getting Ready
<ul style="list-style-type: none"> White paper, 8½" x 11" Crayons Large poster board Tape 	<ul style="list-style-type: none"> Cut the white paper into quarters. Write "God Provides" as a title on the poster board.

Goal: Kids will draw a picture as they consider how God provides for them.

Who provides for us? (*Group response*) That's right! God provides for you and me. Is there anything that you need God to provide for you? Draw a picture of something you need. It could be food, a home, or maybe you're just needing a friend to play with. Let's take some time now to draw a picture of something we need.

- Give each kid a quarter-sheet of paper.
- When the kids finish drawing, take each kid's picture and write his or her name on it. Then, tape it to the poster board.

Circle 2

ACTIVITY PAGE TIME

In the Field

You Will Need	Getting Ready
<ul style="list-style-type: none"> Activity Page, one per kid Yellow and green paper (or long, dried grass, if available) Crayons Glue 	<ul style="list-style-type: none"> Print copies of the Activity Page, one per kid. Cut the colored paper into strips.

Goal: Kids will review the Bible story as they color a picture of Ruth and Boaz.

Today, we learned about Ruth and how God provided for her. Toward the end of the story, Ruth and Boaz were married. We're going to color this picture of Ruth and Boaz in a field getting married. We have colored paper



that you can glue in the field for wheat. Do you think God provides for you, too? (*Group response*) You are right. He does! **God provides for me.**

- *Review the Bible story as the kids color their picture.*

Circle 3

FEET-TO-FLOOR GAME TIME

Gather the Grain

You Will Need	Getting Ready
<ul style="list-style-type: none"> • <i>Feet-to-Floor Page</i>, one per group • <i>Optional: Smartphone or timer</i> 	<ul style="list-style-type: none"> • <i>Print the Feet-to-Floor Page, one per group.</i> • <i>Cut apart the sheaves of wheat.</i>

Goal: Kids will review the Faith Verse and play an active game.


Friends, we're going to play a very fun game. Before we start, who remembers the Faith Verse? (*Group response*) Let's practice saying it together! Say it with me:

Isaiah 41:10 (NLT)

Don't be afraid, for I am with you. Don't be discouraged, for I am your God. I will strengthen you and help you.

Great job! Now, let's play a game. Here I have a bunch of wheat just like Ruth picked in the field. (*Scatter wheat pictures on the floor.*) I need a volunteer who will have 15 seconds to pick up as much wheat as possible.

- *Choose a volunteer.*
- *Use a timer or count to 15 as each kid gets a turn picking up the wheat.*
- *Replay as time allows.*



Circle 4

HANDS-ON LEARNING


God Provides

You Will Need	Getting Ready
<ul style="list-style-type: none"> • <i>Hands-On Learning Page</i>, one per 2 kids • <i>Sandwich bags</i> 	<ul style="list-style-type: none"> • <i>Print copies of the Hands-On Learning Page, one per 2 kids.</i> • <i>Cut apart the puzzle pieces and remove the middle one (square #5) from each puzzle.</i> • <i>Place all of the middle pieces (square #5) in one sandwich bag.</i> • <i>Put the remaining puzzle pieces into an individual sandwich bag for each kid.</i>

Goal: Kids will put together a puzzle and review the Faith Fact.


I have a puzzle for each of you to put together. When you finish the puzzle, it will be a picture of a field just like the one Ruth worked in. Wasn't it amazing how God provided for her? Let's put this puzzle together.

- Give each kid a sandwich bag of puzzle pieces.
- Allow time for the kids to put their puzzle together.



Oh no! A piece of my puzzle is missing. It's not fun when we don't have everything we need, is it? (*Group response*) Like God always provides for us, I am going to provide the missing puzzle piece for you. It is so great to know that we have a God who provides all we need.

- Play the **Faith Fact Sound** video.



- Show the **Faith Fact Slide** or **Motion Graphic**.



FAITH FACT RECAP

- Display the **Faith Fact Slide** or **Motion Graphic** as parents are coming into the room.
- Maximize the time you have with your kids, so that parents see what their kids have learned. Have the kids repeat the Faith Fact, and then dismiss them to their parents.



One thing I want you to remember from today is our Faith Fact. Say it with me. **God provides for me.**

DISMISSAL

- *Send home the **Activity Page** and the **Hands-On Learning** puzzle with each kid.*
- *Remind parents that there are **Family Devotions** available on the app to do with their kid.*
- *Tell everyone the date and time for the next session.*