




LEADER OVERVIEW

Volume Overview—Get Strong

Our God can do anything He chooses. He is almighty and all powerful. No one can do the things that God can. But still, He chooses for people like you and me to be part of His plan. In this series, kids will discover how God chose ordinary people to do big things for Him. All of them needed to depend on God to give them strength and power to fulfill what He called them to do. Kids will learn how God will give them strength as they follow Him, too.

<p>SESSION 1: God Calls Gideon— Judges 6:11–16, 36–40 Faith Fact: God believes in me.</p>	<p>SESSION 2: Ruth and Boaz— Ruth 4:13–22 Faith Fact: God provides for me.</p>
<p>SESSION 3: Samuel Listens to God— 1 Samuel 3:1–10 Faith Fact: God speaks to me.</p>	<p>SESSION 4: Israel Demands a King— 1 Samuel 8:1–20 Faith Fact: I will choose to follow God.</p>

SESSION OVERVIEW



In this session, kids will discover that God speaks to them. God is always talking to us. Often, He is just waiting for us to listen to His voice. It doesn't matter if you are an adult or a child, God can still speak to you. He loves each one of us so much. Just like we long to talk to our friends, God longs to talk to us.

Bible Lesson	Faith Fact
Samuel Listens to God 1 Samuel 3:1–10	God speaks to me.
Faith Verse	
Isaiah 41:10 (NLT) Don't be afraid, for I am with you. Don't be discouraged, for I am your God. I will strengthen you and help you. I will hold you up with my victorious right hand.	

Bible Engagement Project Preschool curriculum is connected with the intentional, yearlong ministry strategy for kids available at KidminRoadmap.com.

PREPARING FOR THE SESSION

You Will Need	Getting Ready
<p>Preservice Activities</p> <ul style="list-style-type: none"> • <i>White foam cups, two for each telephone</i> • <i>String, cut into 4-foot lengths</i> • <i>Nail</i> • <i>Scissors</i> • <i>Crayons</i> • <i>Toys</i> • <i>Snack</i> <p>Large Group</p> <ul style="list-style-type: none"> • <i>Bible</i> • <i>Worship songs (Song suggestions: “I Believe” by Wonder Kids and “Jump into the Light” by Jana Alayra)</i> • <i>For groups not using a phone or tablet only, add:</i> <ul style="list-style-type: none"> ○ <i>Projector or TV</i> ○ <i>Laptop</i> ○ Countdown 5-Minute Video ○ Theme Intro Video ○ Faith Verse Slide or Motion Graphic ○ Bible Lesson Video A ○ Bible Lesson Video B ○ Faith Fact Slide or Motion Graphic ○ Faith Fact Sound video (bell ringing) <p>Small Group</p> <ul style="list-style-type: none"> • Small Group Activity Page, one per kid • <i>Crayons or markers</i> 	<p>Preservice Activities</p> <ul style="list-style-type: none"> • <i>Set out toys and snacks.</i> • <i>Poke holes in the bottom of each cup.</i> • <i>Cut lengths of string.</i> • <i>Using the nail, poke a small hole in the bottom of each cup.</i> • <i>Poke string through hole and tie a knot to attach. (You may need to tie several knots to keep the string through the hole.)</i> • <i>Set out premade foam cup “telephones.”</i> <p>Large Group</p> <ul style="list-style-type: none"> • <i>Download videos and slides if needed.</i> • <i>Select worship song(s) and have them ready to play.</i> <p>Small Group</p> <ul style="list-style-type: none"> • <i>Print copies of the Small Group Activity Page, one per kid.</i> • <i>Before the session, write out the phrases you will use in Circle 1. Suggestions: Samuel heard God, God speaks to us, or I hear from God.</i>

Check out all the promotional and extra media files available for this theme. To access Bible Engagement Project from a computer, visit App.BibleEngagementProject.com.

PRESERVICE ACTIVITIES (30 Minutes)

See what's needed at the beginning of the session.

Bible Story Warm-Up

As kids are gathering in the room and are playing with toys, take time to ask the following questions to introduce the Bible story about Samuel listening to God.

Friends, I have some telephones here for us to play with. Put the cup up to your ear and listen while your friend speaks into the other cup. Can you hear what your friend is saying? Who else speaks to us? (*Allow responses.*) That's right! God speaks to us!

Snack: Leader's Choice

As kids are eating the snack, share the following:

Today, we are going to learn about a time when God woke up a young man to talk to him. Do you have a special toy that you sleep with? Have you ever dreamed about playing with animals? Who is someone you talk to if you have a really good dream?

Free Play

Any extra time can be spent playing with toys.

LARGE GROUP (25 Minutes)

See what's needed at the beginning of the session.

INTRODUCTION

- *Optional: Play the Countdown 5-Minute Video.*
- *Use this time to pick up toys and transition to the large group area.*



Welcome

I'm so excited to be with you today! My name is _____. I'm your group leader. We're going to have so much fun learning about God's Word together! (*Hold up Bible.*)

We're going to find out all kinds of new things. We'll hear awesome stories all from this special Book—the Bible. (*Point to the Bible.*) The Bible is one way God speaks to us. Today, we are

going to learn that God speaks to us. Hold your hands up by your head. Then wiggle your toes and fingers if you're ready to get started!

- Play the **Theme Intro Video**.



BIBLE TIME | Samuel Listens to God (1 Samuel 3:1–10)

Bible Video A

One of the most important things we do in our group is to learn about God from His Word, the Bible. (*Hold up Bible.*) Today, we are learning a new Faith Fact: **God speaks to me**. We've got someone very special to help us do that. Do you remember her name? (*Group response*) That's right! It's Lizzy. Let's see if Lizzy is ready to help us with the Faith Fact or if she has something else to teach us first.


- Play **Bible Lesson Video A**.



Faith Fact

Hey kids, you did a great job learning the Faith Verse with Lizzy. Now, let's review the Faith Fact that we heard earlier.

- Play the **Faith Fact Sound video**.



Do you remember what we're supposed to do anytime we hear that sound? (*Group response*) We need to stop what we're doing and shout out our Faith Fact. Let's do that now. Today's Faith Fact is **God speaks to me.**

- Show the **Faith Fact Slide** or **Motion Graphic**.



Say it with me. **God speaks to me.**

That was so good! Let's shout out our Faith Fact one more time. **God speaks to me.**

WORSHIP

Let's spend some time singing songs and telling God how glad we are that He speaks to us!

Praise

Are you glad that God is here? Wave your hands up high.

Are you glad He is speaking? Wave your hands down low.

Are you glad God speaks to you? Wave your hands up high.

Who wants to tell God you will listen when He speaks? Wave your hands down low.

Prayer

Now let's bow our heads and pray.

Dear God, thank You for speaking to us through Your Word. Thank You that You know my name and that You are speaking to me. Amen.

Sing

One way to worship God is by singing.

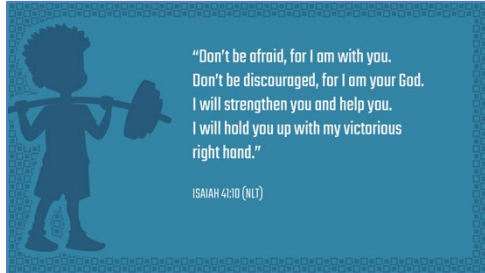
- Lead the kids in singing one or two songs. See suggestions at the beginning of the session.

BIBLE TIME continued | Samuel Listens to God (1 Samuel 3:1–10)

Faith Verse

We've got one more special thing to do. Do you remember the Faith Verse Lizzy has been teaching us? Let's say it together.

- Show the **Faith Verse Slide** or **Motion Graphic**.



Isaiah 41:10 (NLT)

Don't be afraid, for I am with you. Don't be discouraged, for I am your God. I will strengthen you and help you. I will hold you up with my victorious right hand.

Wow! That is a great verse. Isn't it great that we don't have to be afraid because God is with us?

Bible Video B

Let's check back in with Lizzy.

- Play **Bible Lesson Video B**.



Response Time

Consider playing a worship song softly in the background while kids pray.


I am so glad that God speaks to me. Just like Lizzy, we need to trust what God says to us more than what anyone else says! Let's pray and ask God to help us hear His voice over everyone else's.

- *Say a short prayer with the kids.*

Closing

I hope you're having fun in our group. Today we've learned how **God speaks to me** just like He spoke to Samuel. We've worshipped God by praising Him, praying, singing, and listening. We remembered our Faith Verse, too. What a great time we've had so far! Isn't it awesome that God speaks to each one of us? All we have to do is listen.

- Play the **Faith Fact Sound** video.



- Show the **Faith Fact Slide** or **Motion Graphic**.



Remember what we're supposed to do when we hear that sound? (*Group response*) Let's say today's Faith Fact now. **God speaks to me.** Great job, friends!

Dismissal to Small Groups

Now it's time to head to small group with your friends and do some more fun activities.

- *Dismiss the kids by groups.*

Leader Tip: This can be done by assigning colors to teams or by age groups. Note that some preschoolers may not know their age. Using a colored sticker, jersey, or wristband will help separate the kids and help identify their small groups.

SMALL GROUP (25 Minutes)

See supplies and prep instructions at the beginning of the session or in each activity below.

Leader Tip: All groups can do each activity at the same time. If you choose to rotate, you will need at least one leader per group.

Circle 1

GROUP CONNECTION

What Did the Teacher Say?

You Will Need	Getting Ready
No supplies are needed for this activity.	<ul style="list-style-type: none"> Write out the phrases you will use before the session. Suggestions: Samuel heard God, God speaks to us, or I hear God.

Goal: Kids play a familiar game to illustrate the session theme.

- Have the kids sit in a circle on the floor.

I am going to whisper something to my friend, and they will whisper it to the person sitting next to them until everyone has heard it. Let's try it!

- Using one of the phrases you chose, whisper the phrase to one kid.
- Have them whisper it to the next kid.
- Keep going until the last kid has heard the phrase.
- Try to make the phrases easy and encourage good listening.

Okay, now that we all have gone, let's see what (*last kid*) heard. (*Repeat the actual phrase to see how close they are.*) Who should we listen for every day? (*Allow responses.*) That's right! We should listen for God because **God speaks to me.**

- Repeat as time allows.

Circle 2

ACTIVITY PAGE TIME

Samuel Sleeping

You Will Need	Getting Ready
<ul style="list-style-type: none"> Activity Page, one per kid Crayons or markers 	<ul style="list-style-type: none"> Print copies of the Activity Page, one per kid.


Goal: Kids will color a picture of Samuel as they review the Bible story.

We are going to color a picture of Samuel in his bed. Does anyone remember how many times God spoke to him that night? (*Allow responses.*) That's right four times! As we color, let's think of ways God could speak to us.

- Review the Bible story as the kids color the picture of Samuel.



- At some point during the activity, interrupt and practice the Faith Fact: **God speaks to me.**
- Play the **Faith Fact Sound** video.



- Show the **Faith Fact Slide** or **Motion Graphic**.



Before we go let's say our Faith Fact again. On the count of three. 1, 2, 3: **God speaks to me.**

Circle 3

FEET-TO-FLOOR GAME TIME

Did I Call You?

You Will Need	Getting Ready
No supplies are needed for this activity.	No prep is needed for this activity

Goal: Kids will reenact Samuel hearing God speak to him.

We are going to pretend to sleep just like Samuel. When you hear me call your name, jump up, come to me, and say, "You called, teacher?" Listen carefully for your name to be called.

- Have kids lie on the floor and pretend to sleep.
- Call each kid's name so each one can come to you.
- Play as many times as time allows.

Circle 4

TALK TIME**Who Called Me?**

You Will Need	Getting Ready
<i>No supplies are needed for this activity.</i>	<i>No prep is needed for this activity</i>

Goal: Kids will play a game to review the Bible story and Faith Fact.

In our Bible story today, Samuel heard someone call his name. We're going to play a game to see if you can guess which one said your name.

- *Have kids stand in a circle.*
- *Have one kid stand in the middle of the circle and close his or her eyes.*

When you're in the middle of the circle, one of your friends will say your name. You have to guess who said your name. We'll take turns so everyone gets a time to be in the middle.

- *Tap one of the kids in the circle on the shoulder.*
- *Have that kid say the name of the kid in the middle.*
- *The kid in the middle must guess who said the name.*
- *Repeat so all kids have the chance to be the "caller" or the "guesser."*

Just like we can hear our friends speaking to us, we know that **God speaks to me**. Hey! That's our Faith Fact so let's say it one more time before we leave. **God speaks to me**. Great job!

FAITH FACT RECAP

- *Display the **Faith Fact Slide** or **Motion Graphic** as parents are coming into the room.*
- *Maximize the time you have with your kids, so that parents see what their kids have learned. Have the kids repeat the Faith Fact and then dismiss them to their parents.*



One thing I want you to remember from today is our Faith Fact. Say it with me. **God speaks to me**.

DISMISSAL

- *Send home the **Activity Page** with each kid.*
- *Remind parents that there are **Family Devotions** available on the app to do with their kid.*
- *Tell everyone the date and time for the next session.*