



## Volume Overview—I Am Not Alone

*In this series, kids will discover the incredible and important truth that they are not alone—God is with them. They will learn how God equipped David to face his enemy, gave wisdom to Solomon when he asked, empowered the prophet Elijah to face 450 prophets of Baal, and cared for a widow and her sons. We can trust that God cares for us and will give us courage and wisdom, too.*

<b>SESSION 1:</b> David and Goliath— 1 Samuel 17:32–51 <b>Faith Fact:</b> With God, I can be brave.	<b>SESSION 2:</b> Solomon Chooses Wisdom— 2 Chronicles 1:1, 7–12 <b>Faith Fact:</b> With God, I know what to do.
<b>SESSION 3:</b> Elijah vs. Baal’s Prophets— 1 Kings 18:16–39 <b>Faith Fact:</b> God is the one true God.	<b>SESSION 4:</b> Elisha and the Widow— 2 Kings 4:1–7 <b>Faith Fact:</b> God cares about everything in my life.

## SESSION OVERVIEW



*In this session, kids will discover that God will help them know what to do in any situation. They will learn about King Solomon, who chose wisdom and knowledge over anything else. God will still give wisdom to those who follow Him and ask for His guidance.*

Bible Lesson	Faith Fact
Solomon Chooses Wisdom 2 Chronicles 1:1, 7–12	With God, I know what to do.
Faith Verse	
Matthew 5:16 (NLT) “In the same way, let your good deeds shine out for all to see, so that everyone will praise your heavenly Father.”	

*Listen Kids is part of an entire kids’ discipleship strategy. Get access at [KidminRoadmap.com](http://KidminRoadmap.com).*

Find the corresponding *Bible Fact-Pak*® question numbers for this session in the Volume Additional Assets on the mobile or Web app.

## PREPARING FOR THE SESSION

You Will Need	Getting Ready
<p><b>Large Group</b></p> <ul style="list-style-type: none"> <li>• Bible</li> <li>• Worship songs (Song suggestions: “Breakthrough” by The Belonging Co, “Prize” by The Belonging Co, “Way Maker” by Bethel Music)</li> <li>• Prizes (Examples: Individually wrapped pieces of allergy-safe candy; small prizes; Bible bucks, if your ministry uses a money incentive)</li> <li>• Crown</li> <li>• Money or toy money</li> <li>• Smartphone</li> <li>• Video game</li> <li>• Microphone or a toy microphone</li> <li>• For groups not using a phone or tablet only, add: <ul style="list-style-type: none"> <li>○ Projector or TV</li> <li>○ Laptop</li> <li>○ <b>Countdown 5-Minute Video</b></li> <li>○ <b>Theme Intro Video</b></li> <li>○ <b>Faith Fact Slide or Motion Graphic</b></li> <li>○ <b>Game Time Slide or Motion Graphic</b></li> <li>○ <b>Bible Lesson Video A</b></li> <li>○ <b>Bible Lesson Video B</b></li> <li>○ <b>Faith Verse Video or Slide</b></li> </ul> </li> </ul> <p><b>Small Group</b></p> <ul style="list-style-type: none"> <li>• <b>Small Group Group Connection</b></li> <li>• Small container or bucket</li> <li>• Scissors</li> <li>• Bibles, one per kid</li> <li>• <b>Small Group Faith Verse Review Page</b></li> <li>• Colored paper, various colors</li> <li>• Scissors</li> <li>• <b>Small Group Activity Page</b>, one per kid</li> <li>• Crayons or markers</li> </ul>	<p><b>Large Group</b></p> <ul style="list-style-type: none"> <li>• Download videos and slides if needed.</li> <li>• Select worship song(s) and have them ready to play.</li> </ul> <p><b>Small Group</b></p> <ul style="list-style-type: none"> <li>• Print and cut apart the <b>Small Group Group Connection</b>, enough copies so each kid gets a slip.</li> <li>• Print and cut out the <b>Small Group Faith Verse Review</b>, one per group. Print the verse on different colors of paper for multiple groups.</li> <li>• Print the <b>Small Group Activity Page</b>, one per kid.</li> </ul>

Check out all the promotional and extra media files available for this theme. To access the Bible Engagement Project from a computer, visit [App.BibleEngagementProject.com](http://App.BibleEngagementProject.com).

# LARGE GROUP (30 Minutes)

See what's needed at the beginning of the session.

## INTRODUCTION

- *Optional: Play the **Countdown 5-Minute Video**.*



### Welcome

Welcome! I'm so glad you're here! Who is excited to be here? *(Group response)* I'm excited to open up God's Word to see what He has to say to us today. *(Hold up the Bible.)* We've been talking about how God is involved in each person's life and how He cares for each one of us. Let's watch this video, and then we'll get started.

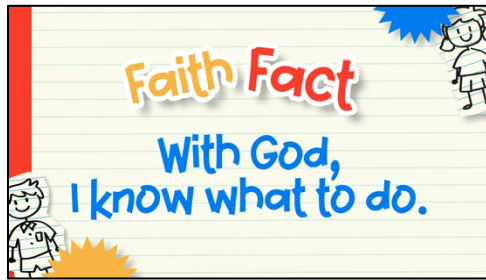
- *Play **Theme Intro Video**.*



Do you find yourself not knowing what you should do sometimes? *(Group response)* We may not even realize it, but we make so many choices every single day. Some choices are small and maybe unimportant like what color socks you are going to wear. Other choices may make your day really great or really bad. Our choices are very important, but sometimes it can be hard to know which choice is the right or wise choice. The good news is that we don't have to figure it all out on our own.

### Faith Fact

- *Show the **Faith Fact Slide** or **Motion Graphic**.*



That ties in perfectly with our Faith Fact today. **With God, I know what to do.** Can you say that with me on the count of three? 1, 2, 3. **With God, I know what to do.** One more time! **With God, I know what to do.** Great job!

## GAME | Wisdom or Wealth?

You Will Need	Getting Ready
<ul style="list-style-type: none"> <li>Prizes (Examples: Individually wrapped pieces of allergy-safe candy; small prizes; Bible bucks, if your ministry uses a money incentive)</li> </ul>	<p>No prep is needed for this activity.</p>

- Show the **Game Time Slide** or **Motion Graphic**.



We are going to several play rounds of “Wisdom or Wealth?” We’ll need one of you to volunteer at a time. Each volunteer will be asked if they want to choose Wisdom or Wealth. If you choose Wealth, you’ll get a reward. But if you choose Wisdom and you answer the question correctly, you’ll get a double reward. It’s up to you which one you choose.

- Choose one kid volunteer to come to the front for each round.
- Ask if they would like to choose Wisdom or Wealth and reward accordingly.
- Keep playing until you run out of time or Bible trivia questions.
- Optional: Involve the entire group of kids. Let them yell out if they think the kid volunteer should choose Wisdom or Wealth. You can also allow them to help the kid answer the trivia question.

### Bible Trivia Questions

- How many books are in the Bible? (66)
- What are the two major divisions of the Bible? (Old Testament and New Testament)
- What are the four Gospels? (Matthew, Mark, Luke, and John)

- Who was Solomon's father? (*David*)
- What giant did David defeat in our Bible Story last time? (*Goliath*)
- Who was the first king of Israel? His name starts with S. (*Saul*)
- Where is our Faith Verse found in the Bible? (*Matthew 5:16*)
- Who are God's chosen people in the Old Testament? (*The Israelites*)
- How many books are in the Old Testament? (*39*)
- How many books are in the New Testament? (*27*)

Good job, volunteers! I'm glad you opted to go for Wisdom even if it meant you might not get a reward. Now it's time to jump up and get ready to praise Jesus. Are you ready? Get on your feet. Here we go.

---

## WORSHIP

One way to worship God is by singing. Let's worship Him together.

- *Lead the kids in singing one or two praise songs. See suggestions at the beginning of the session.*

---

## BIBLE LESSON | Solomon Chooses Wisdom (2 Chronicles 1:1, 7–12)

- *See Preparing for the Session on page 2 for items needed here.*

Today's Bible story is for anyone who has ever struggled with making the right choice. We have all probably faced a situation that left us wondering what we should do or how we should respond. Raise your hand if you have felt that way before. (*Group response*)

Life can be full of confusing choices. Sometimes we make the wrong choice and know it, but other times we don't realize we are making the wrong choice until later. The best way to be sure we are making the right choices is to allow God to help us and to guide our choices.

King Solomon knew he needed God's help to make wise choices. We are going to learn about how one choice affected King Solomon's entire life. Before we begin our Bible story, let's pray and ask God to help us make the right choices.

### Prayer

*Dear God, I am so thankful that I don't have to make all of my decisions on my own. Please help me to remember to ask You before making important choices in my life. Amen.*

### Video Intro

Today, we are going to find out how we can know what to do in any situation if we allow God to guide our choices. Let's watch this video to see what Dash and Austin are up to.

- **Play Bible Lesson Video A.**



Wow! Would you like to accept that challenge? (*Group response*) I know how much I love chocolate so I guess I would try the challenge too. And now on to our Bible story for today!

### Teaching Time

If you have your Bible, turn with me to 2 Chronicles 1:1. Last time, we learned about how David defeated the giant, Goliath. Later, David became king. He was one of Israel's greatest kings, but he also made some of big mistakes. He wasn't perfect, but there is no question that he loved God. That's why he wanted to build a very special place to worship God.

The temple was going to be incredible! David had created all the plans for how it should be built. This would be a special place for God's presence on earth, so it was important that it was built just right.

At the end of King David's life, one of his sons tried to take David's kingdom in a rebellion. David quickly acted to make sure that his chosen son, Solomon, was declared the king of Israel. David knew that Solomon would need a lot of help if he was going to accomplish all the tasks God had for him. Solomon was young and inexperienced when he became king, but he had a big job to do. God was with Solomon and was the one who made him great and successful.

- *Have a kid read 2 Chronicles 1:1.*

One of the first recorded acts of King Solomon is that he gathered all of his leaders to meet at the tabernacle so they could hear from God. King Solomon made a thousand burnt offerings on the altar in God's presence. It was clear that King Solomon desired to please God and do what God wanted.

When Solomon went to sleep that night, God came to him in a dream and said something very important to him. Let's read about what God said to Solomon that night.

- *Have a kid read 2 Chronicles 1:7.*

God told Solomon that he could ask for anything he wanted, literally anything. Can you imagine that? Everyone think about what you would have asked for if you were Solomon. When you know what you would ask for, stand up really tall so I know you have an answer.

- *Pause for about 30 seconds and allow several responses before having everyone to sit back down.*

Those are great ideas, but that wasn't what Solomon ended up asking God for. Let's see how Solomon responded to God.

- *Read or have a kid read 2 Chronicles 1:8–10.*

Did you hear what Solomon asked God for? (*Allow responses.*) What did he ask God for? (*Group response*) He asked God for wisdom and knowledge. Not what you were expecting right? Knowledge would help Solomon have all the facts, and wisdom would help him make good decisions with what he knew. God was very impressed by Solomon's response. Let's read what God said.

- *Read or have a kid read 2 Chronicles 1:11–12.*

God rewarded Solomon for asking for something so important and wise. God knew that Solomon could have asked for anything, but he chose to ask for wisdom to lead God's people. God gave him wisdom and knowledge, but He also blessed Solomon with more wealth, possessions, and honor than any other king would ever have!

When I think about this story in the Bible, I think about all the things Solomon could have asked for instead of wisdom. It's not the first thing that would come to my mind, and maybe none of you thought of it either. Solomon could have asked for lots of money, cool stuff or possessions, or to be famous.

- *As you talk about these different things hold up money/toy money, smartphone, a video game, and a microphone/toy microphone.*

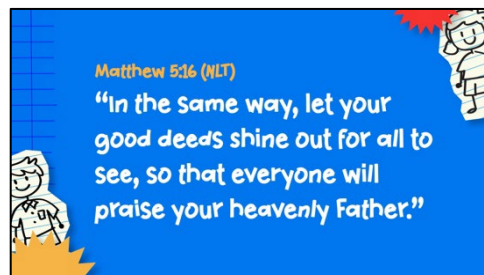

I'm sure you can think of even more things that Solomon could have asked for. Solomon didn't hesitate or ask for time to think it over. He was a young leader with a big role, and he knew that he needed God's wisdom to lead more than all of those other things. Because Solomon made the wise choice, God gave him all of those other things as well.

When we follow God's Word and His leading, we can know the right thing to do. If we choose to do what's right, then we will see God bring good things to our lives just like He blessed Solomon.

### Faith Verse

King Solomon started as a shining example of a king who followed God's guidance, but in his later years, he lost his way by not choosing to do the right thing. That's why our Faith Verse is so important. It reminds us that we need to choose to do the right thing so that more people will know how great God is.

- *Show the **Faith Verse Video or Slide**.*



Matthew 5:16 (NLT)

“In the same way, let your good deeds shine out for all to see, so that everyone will praise your heavenly Father.”

Say that with me. *(Repeat Faith Verse and actions with the kids.)*

---

## PRAYER AND RESPONSE

You Will Need	Getting Ready
<i>No supplies are needed for this activity.</i>	<i>No prep is needed for this activity.</i>

*Consider playing a worship song softly in the background while kids pray.*

Take a moment to think about a choice or choices you need to make this week. It’s hard to always know if you are making the right choices on your own. That’s where we can ask God to help us. He wants to guide us and help us make the right choices, but we have to ask Him to help us and then listen to Him when He speaks to us. Let’s pray and ask God to be with us and help us know how to make the right choices.

- *Give kids time to pray. Then introduce the worship song. This could play in the background while kids pray or could be a worship song to sing together.*

### Worship Song

*Play one or two worship songs.*

### Video Wrap-Up

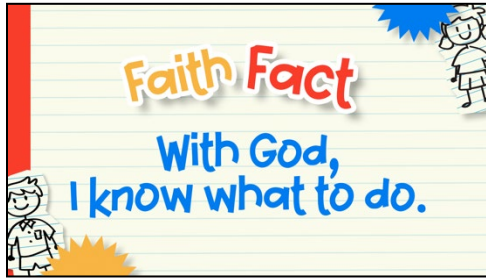
Before we go to our small group activities, let’s see how the challenge worked out for our Challenge Accepted friends, Dash and Austin.

- *Play **Bible Lesson Video B**.*



Let’s all accept the challenge to ask God for His help in making a decision. Remember our Faith Fact for today.

- *Show the **Faith Fact Slide or Motion Graphic**.*



Say it with me. **With God, I know what to do.** Thanks for a great time learning about God together.

- *Dismiss kids to Small Group time or to go home if your group time ends here.*

## SMALL GROUP (30 Minutes)

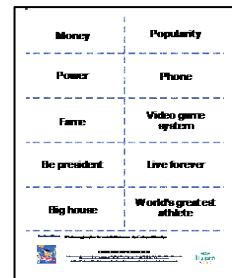
This section can be done in conjunction with the large group, or on its own if you do small groups with your kids. During Small Group time, the goal is to connect the kids with the Word of God and to each other. All activities are led by the small group leader.

### GROUP CONNECTION | Act Your Ask (Charades)

You Will Need	Getting Ready
<ul style="list-style-type: none"> <li>• <b>Group Connection</b></li> <li>• Scissors</li> <li>• Small container or bucket</li> </ul>	<ul style="list-style-type: none"> <li>• Print and cut apart the <b>Group Connection</b>, enough copies so each kid gets a slip.</li> </ul>

Kids, we are going to play Act Your Ask, which is like Charades. We're going to form two teams. One kid from the first team will choose a slip from the container and act out what Solomon could have asked for instead of wisdom. The rest of us will guess what is being acted out. Then, a kid from the second team will play. We will take turns until all the items have been acted out. Remember, that like in Charades you cannot speak or make sounds as you are acting out.

- Remind the kids not to show anyone what is on their slip.
- If kids need help guessing the ask, then you should give them one word clues.
- Play until time runs out.



### BIBLE LESSON RECAP | Solomon Chooses Wisdom (2 Chronicles 1:1, 7–12)

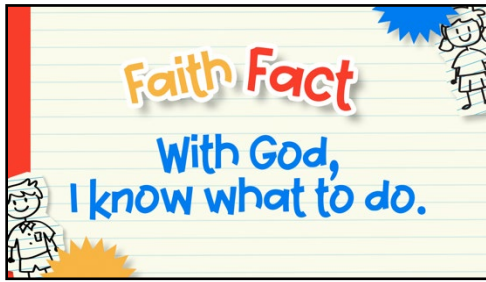
You Will Need	Getting Ready
<ul style="list-style-type: none"> <li>• Bibles, one per kid</li> </ul>	<ul style="list-style-type: none"> <li>• No prep is needed for this activity.</li> </ul>

We can count on God to always be with us and help us make the right choices. Today, we heard about how King Solomon was faced with a big decision to make. God gave him a chance to make a really important choice. Solomon is known as the wisest king to ever live because of the decision he made in our story.

- Divide the passage into smaller chunks for volunteers to read aloud.

#### Faith Fact

- Show the **Faith Fact Slide** or **Motion Graphic**.



That passage of Scripture is a great reminder of our Faith Fact: **With God, I know what to do.** Let's say it in a whisper. (*Pause for kids to whisper the Faith Fact.*) Now, let's say it loudly like King Solomon might have done. (*Pause for kids to say.*) That was great!

---

## GROUP DISCUSSION

*Feel free to use all or just a few questions as a jumping-off place for good discussion. Questions marked with \* are designed for more conversation. Adjust the questions based on the age or maturity of your group. Typically, older kids will be able to dive a little deeper than younger ones.*

### Questions

Are you surprised by what Solomon asked God for? Why or why not?

Why would it be hard to be king?

\* What would you ask God for if you could ask for anything like Solomon?

Why are wisdom and knowledge important things to have?

\* The opposite of wisdom is foolishness. What is a foolish choice you have made in the past?

\* What is a wise choice you can make this week?

---

## APPLICATION AND RESPONSE

We can learn from King Solomon's example. He had a big choice to make. He could have made a selfish or greedy decision to choose money, fame, or a long life. Instead, he chose to make the difficult and right choice of asking for wisdom and knowledge to lead God's people. God saw that Solomon had made the wise choice, and He blessed him with all the earthly things he could have asked for in the first place. He became the richest and wisest king because he chose wisdom over wealth.

### Make It a Habit

*Select a simple visual reminder of the session's Faith Fact.*

Every time you or your parents spend money this week, remember Solomon's decision to choose wisdom over wealth. Think of some ways you can make wise choices with your thoughts, words, and actions this week.

### Prayer

Let's pray and ask God to help us.

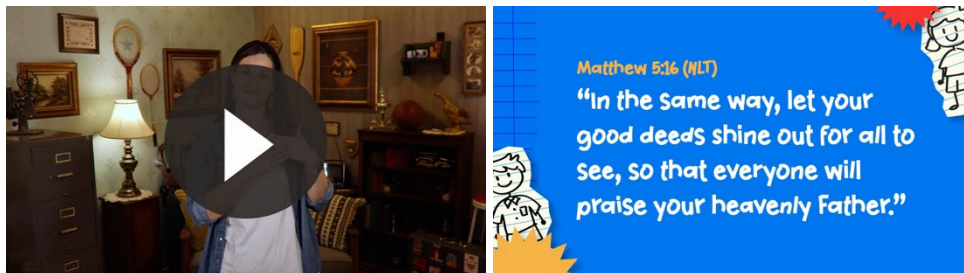
*Thank You, God, for always being with us and helping us make the right choices every single day. We need Your help to know and follow Your ways every day. We love You. Amen.*

## FAITH VERSE REVIEW

You Will Need	Getting Ready
<ul style="list-style-type: none"> <li>• <b>Faith Verse Review</b></li> <li>• Scissors</li> <li>• Colored paper, various colors</li> </ul>	<ul style="list-style-type: none"> <li>• Print and cut apart the <b>Faith Verse Review</b>, one per team. Print the verse on a different color of paper for each team.</li> </ul>

Our Faith Verse is Matthew 5:16. It talks about how we can be an example for others and point them toward God.

- Show the **Faith Verse Video or Slide**.



Matthew 5:16 (NLT)

“In the same way, let your good deeds shine out for all to see, so that everyone will praise your heavenly Father.”

Let's lock this verse in our heart and mind so that we always remember it.

- Repeat the verse several times. Get creative with the verse practice. Split the group up and have them compete. Try saying it in different voices or pitches. Ask individual kids to choose how to practice it. Have fun!

### Faith Verse Fun | Money Madness

- Divide the group into two or more teams and assign each team a color to match the colored paper money.

We are going to play Money Madness. Now that each group knows its color of money, I'm going to throw all these bills in the air. When they settle to the floor, your team can gather your colored bills and put the words of the Faith Verse in order. The first team to put the verse in the correct order wins.

- *Throw the paper money up in the air so they fly all over the place.*
- *Remind kids to collect only the paper money in their team color.*
- *When the paper money is on the floor, allow the teams to gather the money and put the verse in the correct order.*
- *Play the game multiple times and change the groups if there is time.*




## ACTIVITY PAGE | Know What to Do

You Will Need	Getting Ready
<ul style="list-style-type: none"> <li>• <b>Activity Page</b>, one per kid</li> <li>• <b>Crayons or markers</b></li> </ul>	<ul style="list-style-type: none"> <li>• <i>Print copies of the <b>Activity Page</b>, one per kid.</i></li> </ul>

In our Bible story, Solomon could have chosen any gift from God. But he chose wisdom because he wanted God's help. There are many examples of how God gave Solomon wisdom when he faced challenges. God is always ready to help us know what to do when we need it, too. On today's **Activity Page**, write or draw about a time God helped you know what to do. If nothing comes to mind, write or draw about something you need His help with now.

- *Give kids time to complete the page. Talk with them about what they shared if they are willing.*
- *Then close in prayer.*



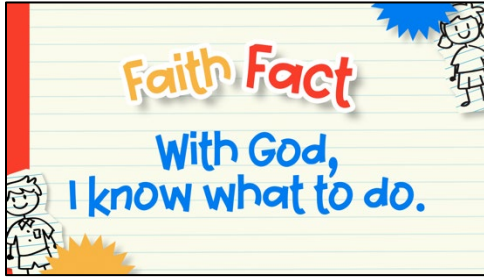
### Prayer

*God, thank You that I don't have to make decisions on my own because I can always ask You to help me. You can help me know the right thing to do. Amen.*

## FAITH FACT RECAP

- *Display the **Faith Fact Slide** or **Motion Graphic** as parents are coming into the room.*
- *Maximize the time you have with your kids so that parents see what their kids have learned. Have the kids repeat the Faith Fact, and then dismiss them to their parents.*

I want you to remember today's Faith Fact all week long.



This is the answer to the question your adults are going to ask: "What did you learn today?"  
Let's say the Faith Fact together: **With God, I know what to do.**

---

## DISMISSAL

- *Send home the **Activity Page**.*
- *Remind parents that there are **Family Devotions** available on the app to do with their kid.*
- *Tell everyone the date and time for the next session.*