



**Volume Overview—I Am Not Alone**

*In this series, kids will discover the incredible and important truth that they are not alone—God is with them. They will learn how God equipped David to face his enemy, gave wisdom to Solomon when he asked, empowered the prophet Elijah to face 450 prophets of Baal, and cared for a widow and her sons. We can trust that God cares for us and will give us courage and wisdom too.*

<p><b>SESSION 1:</b> David and Goliath— 1 Samuel 17:32–51 <b>Faith Fact:</b> With God, I can be brave.</p>	<p><b>SESSION 2:</b> Solomon Chooses Wisdom— 2 Chronicles 1:1, 7–12 <b>Faith Fact:</b> With God, I know what to do.</p>
<p><b>SESSION 3:</b> Elijah vs. Baal’s Prophets— 1 Kings 18:16–39 <b>Faith Fact:</b> God is the one true God.</p>	<p><b>SESSION 4:</b> Elisha and the Widow— 2 Kings 4:1–7 <b>Faith Fact:</b> God cares about everything in my life.</p>

**SESSION OVERVIEW**



*In this session, kids will learn that with God, they will know what to do. They will learn that Solomon was David’s son, and he became king after his father. He got a chance to ask God for anything. He chose to ask for wisdom, and God greatly blessed him and the people of Israel.*

Bible Lesson	Faith Fact
Solomon Chooses Wisdom 2 Chronicles 1:1, 7–12	With God, I know what to do.
Faith Verse	
Matthew 5:16 (NLT) In the same way, let your good deeds shine out for all to see, so that everyone will praise your heavenly Father.	

*Bible Engagement Project Preschool curriculum is connected with the intentional, yearlong ministry strategy for kids available at [KidminRoadmap.com](http://KidminRoadmap.com).*

## PREPARING FOR THE SESSION

You Will Need	Getting Ready
<p><b>Preservice Activities</b></p> <ul style="list-style-type: none"> <li>• Puzzles</li> <li>• Fruit-flavored snacks (in shapes of fruit or animals)</li> </ul> <p><b>Large Group</b></p> <ul style="list-style-type: none"> <li>• Bible</li> <li>• Worship songs (Song suggestions: “Only a Boy Named David” by Bible Songs for Kids; “The Lord Is My Rock” by Freedom Kids; “Nothing Is Impossible” by Planetshakers Kids)</li> <li>• For groups not using a phone or tablet only, add: <ul style="list-style-type: none"> <li>○ Projector or TV</li> <li>○ Laptop</li> <li>○ <b>Countdown 5-Minute Video</b></li> <li>○ <b>Theme Intro Video</b></li> <li>○ <b>Faith Verse Slide or Motion Graphic</b></li> <li>○ <b>Faith Fact Slide or Motion Graphic</b></li> <li>○ <b>Bible Lesson Video A</b></li> <li>○ <b>Bible Lesson Video B</b></li> <li>○ <b>Faith Fact Sound</b> video (bell ringing)</li> </ul> </li> </ul> <p><b>Small Group</b></p> <ul style="list-style-type: none"> <li>• <b>Small Group Group Connection Pages</b>, one set of puzzle pieces per group</li> <li>• <b>Small Group Activity Page</b>, one per kid</li> <li>• Crayons or markers</li> <li>• <b>Small Group Feet-to-Floor Pages</b>, one set per group</li> <li>• Craft clay or homemade play dough</li> </ul>	<p><b>Preservice Activities</b></p> <ul style="list-style-type: none"> <li>• Set out puzzles and snacks.</li> </ul> <p><b>Large Group</b></p> <ul style="list-style-type: none"> <li>• Download videos and slides if needed.</li> <li>• Select worship song(s) and have them ready to play.</li> </ul> <p><b>Small Group</b></p> <ul style="list-style-type: none"> <li>• Print the <b>Small Group Group Connection Pages</b>, one per group.</li> <li>• Print copies of the <b>Small Group Activity Page</b>, one per kid.</li> <li>• Print the <b>Small Group Feet-to-Floor Pages</b>, one per group. <ul style="list-style-type: none"> <li>○ Fold the pages and stack so the zoomed-in image is on top.</li> </ul> </li> <li>• Make a sample person out of clay to show the kids.</li> </ul>

Check out all the promotional and extra media files available for this theme. To access Bible Engagement Project from a computer, visit [App.BibleEngagementProject.com](http://App.BibleEngagementProject.com).

## PRESERVICE ACTIVITIES (30 Minutes)

*See what's needed at the beginning of the session.*

### **Bible Story Warm-Up**

*As the kids put puzzles together, ask questions like these to introduce the Bible story:*

Is putting puzzles together hard?

You need a lot of wisdom to figure out how the pieces go together.

Do you know what wisdom is?

It means that we know a lot of things and know how to make good choices.

Who was someone in the Bible who was known for being very wise?

Do you remember the story of David and Goliath from last time?

### **Snack: Fruit Snack**

*As kids are eating the snack, share the following:*

Let's talk about what colors our fruit snacks are and describe them.

- *If snacks are fruit shaped, talk about which fruits they are.*
- *If they are animal shaped, ask the kids what animals they have.*

### **Free Play**

*Any extra time can be spent playing with toys.*

# LARGE GROUP (25 Minutes)

See what's needed at the beginning of the session.

## INTRODUCTION

- *Optional: Play the **Countdown 5-Minute Video**.*
- *Use this time to pick up toys and transition to the large group area.*



### Welcome

Hi, kids! I'm so excited to be with you today! My name is \_\_\_\_\_, and I'm your group leader. We're going to go on an adventure through God's Word, the Bible! (*Hold up the Bible.*)

Today, we are going to learn all about one of David's sons, Solomon. He became king of Israel after David. Solomon was one of the wisest men to ever live. If you are ready to learn and grow in wisdom say, "Oh yeah!" (*Pause for group response.*)

- *Play the **Theme Intro Video**.*




---

## BIBLE TIME | Solomon Chooses Wisdom (2 Chronicles 1:1, 7-12)

### Bible Video A

Today, we are learning about King Solomon. Can you say Solomon? (*Group response*) He was a great king because God gave him wisdom. Lizzy is our friend who helps us go on adventures through God's Word, the Bible. Let's check in on Lizzy!

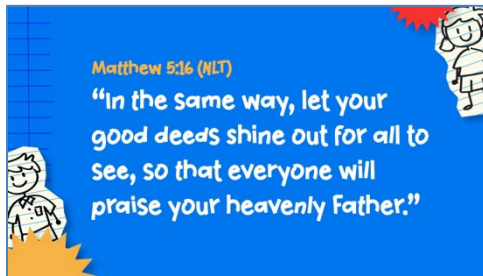
- *Play **Bible Lesson Video A**.*



### Faith Verse

Remember, we're just starting on this verse so we're only doing part of it so far.

- Show the **Faith Verse Slide** or **Motion Graphic**.



Matthew 5:16 (NLT)

In the same way, let your good deeds shine out for all to see.

---

## WORSHIP

When we start talking about God, I get so excited that I just have to worship Him. Do you want to worship God now too?

First, let's thank God with our words by praising Him and giving Him thanks. On the count of three, let's all jump and yell, "Praise the Lord!" Ready? 1, 2, 3. *(Pause for kids to respond.)*

### Praise

Are you glad that with God you know what to do? Wave your hands up high. *(Group response)*

Are you glad that God helps you know what to do? Wave your hands down low. *(Group response)*

Who wants to tell God thank You? Wave your hands up high. *(Group response)*

### Prayer

Kids, there are lots of times when we don't know what we need to do. God will help us when we don't know what to do. All we need to do is ask Him. Let's do that now. Pray this with me. *(Pause for kids to close their eyes and bow their heads.)*

*Dear God, please help me know what to do so I can make good choices, help others, and do what is right. I love You. Thank You for helping me. Amen.*

**Sing**

One way to give God thanks is worshipping Him by singing.

- *Lead the kids in singing one or two songs. See suggestions at the beginning of the session.*

---

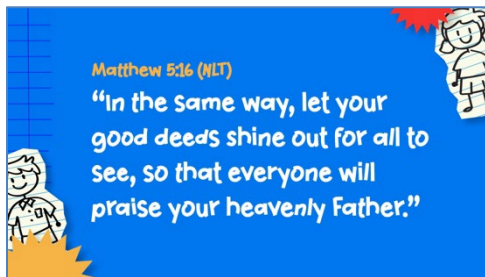
**BIBLE TIME continued | Solomon Chooses Wisdom (2 Chronicles 1:1, 7–12)**

Today has been so much fun already! Let's practice our Faith Verse.

**Faith Verse**

Remember, we're just starting on this verse so we're only doing part of it so far.

- *Show the **Faith Verse Slide** or **Motion Graphic**.*



Matthew 5:16 (NLT)

In the same way, let your good deeds shine out for all to see.

**Bible Video B**


Awesome job! Now let's check back in with Lizzy.

- *Play **Bible Lesson Video B**.*

**Faith Fact**

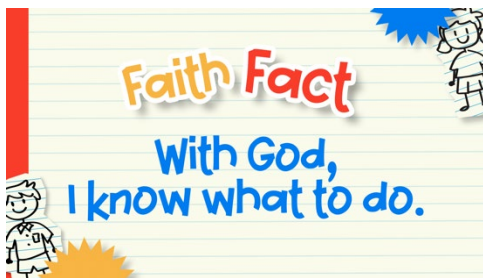
Great job! Lizzy is working on something really interesting. I wonder how she knows about this science experiment. This reminds me of our Faith Fact.

- *Play the **Faith Fact Sound** video.*



Do you remember what we're supposed to do anytime we hear that sound? (*Group response*) We need to stop what we're doing and shout out our Faith Fact as loud as we can. Let's do that right now.

- Show the **Faith Fact Slide** or **Motion Graphic**.



Today's Faith Fact is: **With God, I know what to do.** Let's say it again together. **With God, I know what to do.**

### Response Time

*Consider playing a worship song softly in the background while the kids pray.*


Did everyone have fun with Lizzy today? (*Group response*) I am glad that: **With God, I know what to do.** What are some things that you need God's help with to know what to do? (*Allow responses.*) Let's all pray together and ask God to help us know what to do. (*Pray, focusing on the kids' responses.*)

*Dear God, thank You for helping Solomon know what to do. Please help us every day to know what to do too.*

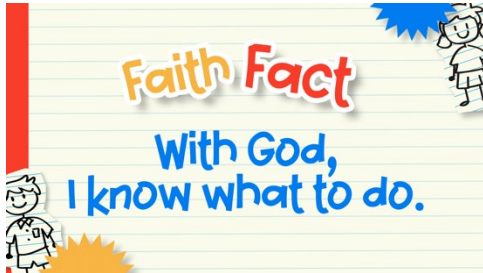
### Closing

We've heard and done so much already today. We heard about King Solomon. We prayed and asked God for wisdom. I can't wait to see what else we will do in our group today!

- Play the **Faith Fact Sound** video.



- Show the **Faith Fact Slide** or **Motion Graphic**.



Just before we go to our small groups, let's say our Faith Fact again. **With God, I know what to do.** Great job, friends!

### Dismissal to Small Groups

Now it's time to head to small group with your friends and do some more fun activities.

- *Dismiss the kids by groups.*

**Leader Tip:** This can be done by assigning colors to teams or by age groups. Note that some preschoolers may not know their age. Using a colored sticker, jersey, or wristband will help separate the kids and help identify their small groups.

## SMALL GROUP (25 Minutes)

See the supplies and prep instructions at the beginning of the session or in each activity below.

**Leader Tip:** All groups can do each activity at the same time. If you choose to rotate, you will need at least one leader per group.

### Circle 1

## GROUP CONNECTION

### Giant Puzzle

You Will Need	Getting Ready
<ul style="list-style-type: none"> <li><b>Group Connection Pages</b>, one set of puzzle pieces per group</li> </ul>	<ul style="list-style-type: none"> <li>Print the <b>Group Connection Pages</b>, one set of puzzle pieces per group. You may choose to print the puzzle in color or black and white.</li> </ul>

**Goal:** Kids will conceptualize wisdom in a practical way by working together to complete a giant puzzle.


Today, we will practice using wisdom by figuring out how to put this puzzle together. We need everyone's help. Grab a piece, and let's start. It helps to do the edges first.

- You may need to help the kids put the puzzle together. Encourage everyone to help and do their best.

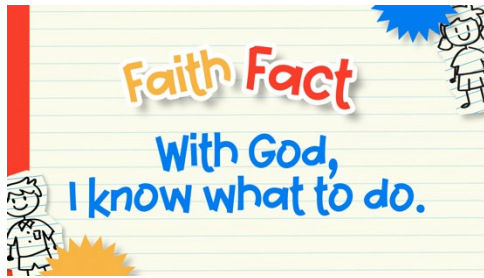


It took all of us working together and using wisdom to finish this puzzle. God gave Solomon wisdom, and He gives us wisdom too. Whenever we need help, we can ask God for wisdom just like Solomon did.

- Play the **Faith Fact Sound** video.



- Show the **Faith Fact Slide** or **Motion Graphic**.



Let's say it all together: **With God, I know what to do.**

Circle 2

## ACTIVITY PAGE TIME

### Coloring Page Choices

You Will Need	Getting Ready
<ul style="list-style-type: none"> <li>• <b>Activity Page</b>, one per kid</li> <li>• <b>Crayons or markers</b></li> </ul>	<ul style="list-style-type: none"> <li>• <b>Print copies of the Activity Page</b>, one per kid.</li> </ul>


**Goal:** Kids will consider Solomon's choice while expressing themselves through coloring.

Who is this man? (*Group response*) That's right. It's Solomon. Next to him you have a bag of money that represents wealth. On the other side is a light bulb. Have you ever watched a movie or TV show where a light bulb appears above someone's head when they have an idea? The light bulb image represents wisdom! Today we learned that while Solomon was praying, he asked God for something. Draw a line to what you think he asked God for: wisdom or wealth?

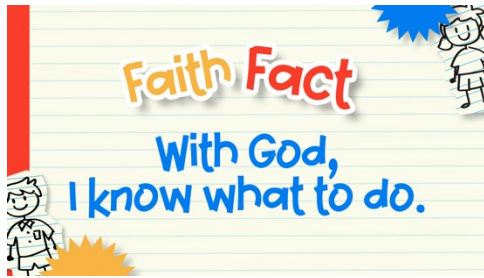


With God, Solomon knew what to do. Just like our Faith Fact!

- Play the **Faith Fact Sound** video.



- Show the **Faith Fact Slide** or **Motion Graphic**.



Let's say it together. **With God, I know what to do.**

### Circle 3


## FEET-TO-FLOOR GAME TIME

### Guess the Picture

You Will Need	Getting Ready
<ul style="list-style-type: none"> <li>• <b>Feet-to-Floor Pages</b>, one set per group</li> </ul>	<ul style="list-style-type: none"> <li>• <b>Print the Feet-to-Floor Pages</b>, one set per group.</li> <li>• <b>Fold the pages and stack so the zoomed-in image is on top.</b></li> </ul>

**Goal:** Kids will use wisdom to figure out tricky images.

Kids, I'm going to show you pictures, and you tell me what it is. Ready? (Show the first zoomed-in image.) Do you know what this is? (Allow responses.) It's really hard to guess! It's a picture of something that has been zoomed in so much that you are just seeing a tiny piece. That's how life is. It can be hard to figure out things sometimes because we don't always see the big picture. God does, and He can help give us wisdom. Here's what the first picture is. (Show regular photo.) I am going to show you pictures of different things and when you know what it is, you can act it out. Let's try it!



- *Hold up each zoomed-in image first, asking the kids if they know what it is.*
- *Go through the pictures and reveal the regular photo to the kids.*
- *Encourage all the kids to guess. Feel free to give hints. There are no bad guesses.*

## Circle 4

**HANDS-ON LEARNING****Clay Statues**

You Will Need	Getting Ready
<ul style="list-style-type: none"> <li>• Craft clay or homemade play dough</li> </ul>	<ul style="list-style-type: none"> <li>• Make a sample person out of clay to show the kids.</li> </ul>

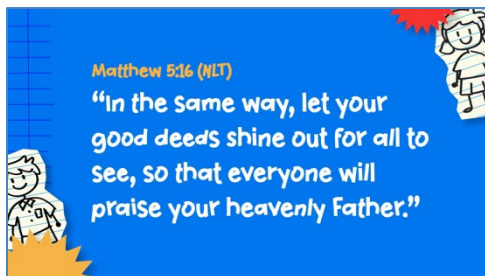
**Goal:** Kids will use clay to create statues of various elements of today's Bible story to reinforce what they heard.

Today, we heard about King Solomon. Let's use the clay to make a statue of Solomon. Use your creativity. Then let's make some treasures. You can make a crown, gems, or some coins. Solomon had a chance to ask God for anything. Some people would have asked God for lots of money or fame. That's not what Solomon asked for. Do you remember what he asked for? *(Pause for responses.)* That's right, wisdom. Great job everyone! We can ask God for wisdom too. He will help us know what to do.

Don't forget our Faith Verse. Let's say it together.

*Note: Kids have learned only the first part of the Faith Verse so far.*

- Show the **Faith Verse Slide** or **Motion Graphic**.

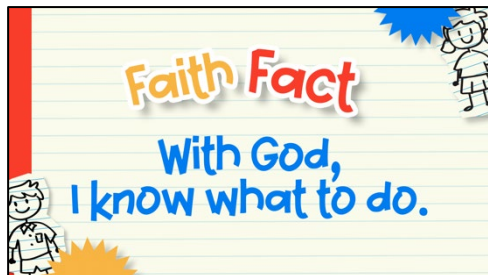


Matthew 5:16 (NLT)

In the same way, let your good deeds shine out for all to see.

**FAITH FACT RECAP**

- Display the **Faith Fact Slide** or **Motion Graphic** as parents are coming into the room.
- Maximize the time you have with your kids, so that parents see what their kids have learned. Have the kids repeat the Faith Fact, and then dismiss them to their parents.



One thing I want you to remember from today is our Faith Fact. Say it with me. **With God, I know what to do.**

---

## DISMISSAL

- *Send home the **Activity Page**.*
- *Remind parents that there are **Family Devotions** available on the app to do with their kid.*
- *Tell everyone the date and time for the next session.*