



Volume Overview—I Am Not Alone

In this series, kids will discover the incredible and important truth that they are not alone—God is with them. They will learn how God equipped David to face his enemy, gave wisdom to Solomon when he asked, empowered the prophet Elijah to face 450 prophets of Baal, and cared for a widow and her sons. We can trust that God cares for us and will give us courage and wisdom, too.

SESSION 1: David and Goliath—1 Samuel 17:32–51 Faith Fact: With God, I can be brave.	SESSION 2: Solomon Chooses Wisdom—2 Chronicles 1:1, 7–12 Faith Fact: With God, I know what to do.
SESSION 3: Elijah vs. Baal’s Prophets—1 Kings 18:16–39 Faith Fact: God is the one true God.	SESSION 4: Elisha and the Widow—2 Kings 4:1–7 Faith Fact: God cares about everything in my life.

SESSION OVERVIEW



In this session, kids will see how much God cared for the widow and her sons. Just as God cared for them, He cares for all of us. We can trust that God cares about everything in our life.

Bible Lesson	Faith Fact
Elisha and the Widow 2 Kings 4:1–7	God cares about everything in my life.
Faith Verse	
Matthew 5:16 (NLT) “In the same way, let your good deeds shine out for all to see, so that everyone will praise your heavenly Father.”	

Listen Kids is part of an entire kids’ discipleship strategy. Get access at KidminRoadmap.com.

Find the corresponding *Bible Fact-Pak*® question numbers for this session in the Volume Additional Assets on the mobile or Web app.

PREPARING FOR THE SESSION

You Will Need	Getting Ready
<p>Large Group</p> <ul style="list-style-type: none"> • Bible • Worship songs (Song suggestions: “Breakthrough” by The Belonging Co, “Prize” by The Belonging Co, “Way Maker” by Bethel Music) • Ten to twenty paper cups • Two buckets of water • Two large clear containers • Bottle of olive oil • For groups not using a phone or tablet only, add: <ul style="list-style-type: none"> ○ Projector or TV ○ Laptop ○ Countdown 5-Minute Video ○ Theme Intro Video ○ Faith Fact Slide or Motion Graphic ○ Game Time Slide or Motion Graphic ○ Bible Lesson Slide 1 ○ Bible Lesson Video A ○ Bible Lesson Video B ○ Countdown60 Video ○ Faith Verse Video or Slide <p>Small Group</p> <ul style="list-style-type: none"> • Jars of baby food with labels • Disposable spoons to match the number of baby food jars • Permanent marker • Paper for a cheat sheet • Candy • Bibles, one per kid • Forty-eight foam or paper cups with a thick ridge around the top • Small Group Activity Page, one per kid • Crayons or markers • Decorating items, optional (Buttons, felt shapes, tissue paper, ribbon, etc.) • Glue 	<p>Large Group</p> <ul style="list-style-type: none"> • Download videos and slides if needed. • Select worship song(s) and have them ready to play. • Fill two buckets with water. • Place a bucket at the head of each line of kids and an empty clear container at the end of each line. • In smaller groups, everyone can play. In larger groups, choose an even number of kids for two teams. <p>Small Group</p> <ul style="list-style-type: none"> • Create a list of food in each jar by numbering the jars with a permanent marker and listing the food next to the number on your cheat sheet. • Remove the labels from the baby food jars. • Write one word of the Faith Verse on the ridge of each cup. Make two sets of Faith Verse cups. (If your group is larger, make additional sets.) • Print the Small Group Activity Page, one per kid.

Check out all the promotional and extra media files available for this theme. To access the Bible Engagement Project from a computer, visit App.BibleEngagementProject.com.

LARGE GROUP (30 Minutes)

See what's needed at the beginning of the session.

INTRODUCTION

- *Optional: Play the **Countdown 5-Minute Video**.*



Welcome

Welcome! I'm so glad you're here! We've been talking about how God helps people by giving them what they need to do whatever He has said. Let's watch this video, and then we'll get started.

- *Play **Theme Intro Video**.*



Isn't today a great day? I'm excited for us to get together to spend time in the Bible! Are you excited too? (*Group response*)

Have you ever taken the time to think about how many details there are in creation? What I mean by that is that no two things or people are exactly alike. Even identical twins have some differences. There are so many different types, or species, of animals and plants. We all look different, too. How can that be? One person who has brown hair, brown eyes, and tanned skin, doesn't look like another person with those same features. It's because of all the little details that make us all look different.

God is a God of details. Since God took the time to care about all those little details in creation, He also cares about even the little things in our lives.

Our Faith Fact today is **God cares about everything in my life.**

Faith Fact

- Show the **Faith Fact Slide** or **Motion Graphic**.



Can you say that with me on the count of three? 1, 2, 3. **God cares about everything in my life.** One more time! **God cares about everything in my life.** Great job!

GAME | Pour It Relay

You Will Need	Getting Ready
<ul style="list-style-type: none"> • Countdown60 Video—60 seconds • Ten to twenty paper cups • Two buckets of water • Two large clear containers 	<ul style="list-style-type: none"> • Fill two buckets with water. • Place a bucket at the head of each line of kids and an empty clear container at the end of each line. • In smaller groups, everyone can play. In larger groups, choose an even number of kids for two teams.

- Show the **Game Time Slide** or **Motion Graphic**.



Kids, we are going to have a water relay. We'll form two teams. Each kid on the teams gets an empty cup. When I say, "Go," the kid at the head of the line will get a cup of water and then pour the water into the cup of the next person in line. Each kid will continue pouring into the cup of the next kid until the water gets to the last kid in the line. The last kid will pour the water into the empty container. Then, the first kid can get another cup of water to move down the relay line. At the end of the 60-second countdown, the team with the most water in their container wins.

- Choose five to ten kids to be on each team.
- Have each team line up and give each kid a cup.
- Play the **Countdown60 Video**— 60 seconds.



That was so much fun! Now, it's time to praise Jesus. Are you ready? Get on your feet. Here we go.

WORSHIP

One way to worship God is by singing. Let's worship Him by singing together.

- *Lead the kids in singing one or two praise songs. See suggestions at the beginning of the session.*

BIBLE LESSON | Elisha and the Widow (2 Kings 4:1–7)

- *See Preparing for the Session on page 2 for items needed here.*

Today's Bible lesson is a great reminder to all of us that God cares about everything in our life. That's right, I said everything! You might not believe this just yet. How could God, the Creator of the entire universe, care about every little thing that happens to every single person?

It's so hard for us to comprehend or understand how God is able to see, listen to, and care for all the people in the entire world all at the same time. It doesn't make sense to us because we can only care about a limited number of people at a time. There is no limit to the number of people God can care about. His love is limitless.

Before we jump into our Bible story, let's pray and ask God to show us how much He cares about us in this time together.


Prayer

Dear God, thank You for caring about every single detail of my life. Please help me to know that You really do care about me, even when things are difficult. Amen.

Video Intro

Today, we are going to see how God is a God of details. Let's check in with our Challenge Accepted friends to see what they're up to.

- *Play **Bible Lesson Video A**.*



Okay, I can count pretty quickly but not fast enough to do that challenge. Would you do that challenge? (*Group response*) I wonder how that fits today's Bible story! Let's find out.

Teaching Time

If you have your Bible, turn to 2 Kings chapter 4.

Last time, we learned about how God used His prophet Elijah to perform a powerful miracle. When Elijah prayed, God heard his prayers and sent fire from heaven to consume his sacrifice. God proved to all of Israel that He was the one true God, and the people turned their hearts back to Him.

God used Elijah to recruit and train another prophet, named Elisha. Those names can be quite confusing, so say their names after me, Elijah and Elisha. (*Let kids repeat after you.*) It helps to remember that Elijah with a *J* came before Elisha with *SH*. Soon Elijah's time as a prophet came to an end, but he didn't die like everyone else does. Elijah was taken into heaven by a whirlwind. Elisha saw this happen, and he took Elijah's place as God's primary prophet to the people of Israel.

- Show the **Bible Lesson Slide 1**.



Does anyone remember what a prophet does? (*Allow responses.*) A prophet is someone who delivers God's messages to His people. When Elisha became the Lord's prophet, he asked for double the blessing and anointing that Elijah had received from God. The Bible records that Elisha performed twice as many miracles as Elijah did while he was the Lord's prophet.

We are going to take a look at one of those miracles today. It isn't a big, fancy, or exciting miracle. You might even think it seems kind of small or insignificant, but God chose to do it for a reason.

By the time of this story, there was a group of prophets who served Elisha as God's appointed prophet to the Israelites. One of the prophets who served Elisha had died, and his widow was now struggling to survive.

During this time, it wasn't common for women to work and earn money for their family. Do you remember the story of Ruth and Naomi? (*Group response*) They faced the same challenges, but it was much worse for this widow. Let's read what she said to Elisha.

- *Read or have a kid read 2 Kings 4:1.*

This widow would be in big trouble if she couldn't pay the money that was owed. She had already lost her husband, and now she was about to lose both of her sons if she couldn't find money quickly. She came to Elisha because she really needed help.

Sometimes we don't ask for help until we are desperate. What does *desperate* mean? (*Allow responses.*) That's right, *desperate* means being beyond or almost beyond hope. Ask the person next to you, "When was the last time you were desperate for help and who did you ask?" Then you can answer the same questions.

- *Pair share for 2–3 minutes. Encourage both kids to answer.*

The widow needed money. Do you think Elisha reached into his wallet and gave her the money she needed? (*Group response*) Nope, Elisha used this as an opportunity to show the widow that God cares about everything in our life. Let's see what Elisha said.

- *Read or have a kid read 2 Kings 4:2.*

Now that's a strange question! Elisha answered as if there was nothing he could do to help, and then he asked her what she had at home. This widow had nothing of great value, or she would have sold it to save her sons. She told Elisha that she had nothing except a flask, or small jar, of olive oil.

- *Show the bottle of olive oil.*

What could Elisha possibly do with some oil? Olive oil was essential for making food and was needed so people didn't go hungry. But, Elisha immediately knew what to do. Let's find out what Elisha told the widow next.

- *Read or have a kid read 2 Kings 4:3.*

Remember, all this woman had was a small bottle of oil. How could she possibly fill a bunch of jars with oil from just one small bottle? She must have felt a little silly borrowing jars from all of her friends and neighbors, but the Bible says she did exactly what Elisha told her to do. What happens next is unbelievable! Let's read all about it.

- *Read or have a kid read 2 Kings 4:5.*

The widow and her sons filled the jars one by one. Close your eyes and imagine this widow in her house surrounded by lots and lots of jars. Imagine the look on her face as the oil flowed to fill each jar, never running out when it should have. The Bible says that the jars weren't just full, but they were filled all the way to the top.

How do you think this made the widow and her sons feel? (*Group response*) I'm sure they were amazed and thankful. Let's read how this story ends.

- *Read or have a kid read 2 Kings 4:6.*

When there were no jars left to fill, the flow of oil immediately stopped. God gave the widow's family the exact amount that they had space for. I'm sure the widow was shocked and excited, and she went to tell the man of God.

Elisha wasn't surprised because he knew that God cared about everything in our life. He told the woman to go and sell all the oil in the jars so that she could pay off the debts with the money she had made.

We don't know how much the debt was or how much she made from the oil, but we know that there was extra money for the widow and her sons to use to live off. Wow! God made that small bottle of oil fill up countless jars. In fact, if she did what Elisha told her to do, she had so many jars that she sold the oil and completely paid off her debts. Now that's a lot of oil!

That was a pretty cool miracle, but it may seem small and unimportant compared to God healing someone, raising someone from the dead, or providing bread and water for lots of people in the desert. God performed miracles through His prophets that affected millions of people, but this little miracle only affected a small family of three. So, why did God do it? Because He cares about all the big and little details of our life.

By going to Elisha, God's prophet, this widow was asking God for help. What do you think would have happened if she had never turned to God for help with her problem? (*Allow responses.*) Things would have been pretty difficult for her and her sons.

We've all had problems that we can't fix on our own. Maybe you got into a big fight with a friend and can't make up, or maybe you got really, really sick. No matter what the problem is, God is ready to help you just like He helped the widow. Do you know why? Our Faith Fact tells us that **God cares about everything in my life**. He cares about helping you with big things and even little things. Always remember that He cares about you and is ready to help when you pray and ask Him.

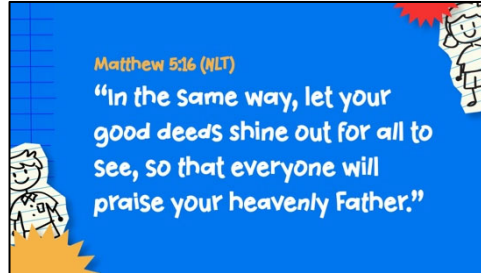
One amazing part of God helping us is that He sends help in all kinds of surprising ways. For the widow, God used the prophet Elisha, the widow's sons, her neighbors, a little bit of oil, and a bunch of jars. God can use all kinds of things when He helps us.

Do you know what's even more awesome than God helping us? Sometimes He lets us be the one who helps others. Just like the neighbors gave the widow their jars, God can use each of us to do good things to help other people.

Faith Verse

That's a big part of our Faith Verse. When we do good things to help others, it points them toward God.

- Show the **Faith Verse Video or Slide**.



Matthew 5:16 (NLT)

“In the same way, let your good deeds shine out for all to see, so that everyone will praise your heavenly Father.”

Let's say it together. *(Repeat the Faith Verse with actions with the kids.)*

PRAYER AND RESPONSE

You Will Need	Getting Ready
<i>No supplies are needed for this activity.</i>	<i>No prep is needed for this activity.</i>

Consider playing a worship song softly in the background while kids pray.

Let's take some time to thank God for caring about all the little details in your life. Did you know that you can talk to Him about anything? He wants to hear about every little detail in your life. There is nothing too small, boring, or unimportant for God to care about it. Let's pray and ask God to be a part of all the little and big things in our life.

- *Give kids time to pray. Then introduce the worship song. This could play in the background while kids pray or could be a worship song to sing together.*

Worship Song

Play one or two worship songs.

Video Wrap-Up

Before we go to our Small Group activities, let's see how that challenge worked out for the Challenge Accepted team.

- Play **Bible Lesson Video B**.



Let's all accept the challenge that the Challenge Accepted team made. Let's connect with someone to ask them to list ways God has cared for them. Then remember to spend time thanking God for caring about every detail in your life. Hey! That's what our Faith Fact is all about!

- *Show the **Faith Fact Slide or Motion Graphic.***



Say it with me. **God cares about everything in my life.** That was awesome! Thanks for a great time learning about God together.

- *Dismiss kids to Small Group time or to go home if your group time ends here.*

SMALL GROUP (30 Minutes)

This section can be done in conjunction with the large group, or on its own if you do small groups with your kids. During Small Group time, the goal is to connect the kids with the Word of God and to each other. All activities are led by the small group leader.

GROUP CONNECTION | Pass the Jar

You Will Need	Getting Ready
<ul style="list-style-type: none"> Several jars of baby food Permanent marker Disposable spoons to match the number of baby food jars Paper for cheat sheet Candy 	<ul style="list-style-type: none"> Create a list of food in each jar by numbering the jars with a permanent marker and listing the food next to the number on your cheat sheet. Remove the labels from the jars.

We are going to play a game called Pass the Jar. Let's sit in a circle. Spread out enough so that I can sit in the middle of the circle. I'm going to give you this jar of baby food to pass around the circle. When I say, "Stop," the person holding the jar tries to guess what the flavor is.

- Close your eyes while the kids pass the jars. When you say, "Stop," hand a spoon to the kid holding the jar of baby food.
- If this kid has known allergies, you may want to ask for a volunteer to try the food.
- You may have to give hints for them to guess the food correctly.
- If they guess it correctly, give them a piece of candy.
- Play again with a different jar of baby food.
- Keep playing as many rounds as you like or until you run out of jars of baby food.

BIBLE LESSON RECAP | Elisha and the Widow (2 Kings 4:1-7)

You Will Need	Getting Ready
<ul style="list-style-type: none"> Bibles, one per kid 	No prep is needed for this activity.

Aren't you glad that God is a God of details who cares about everything in our life? (*Group response*) How boring would everything in life be if it all looked the same? Today, we heard about how God used Elisha, the prophet of God, to do a miracle that had a big impact on one small family. God allowed Elisha to perform this miracle to remind all of us that He cares about all the little things in our life just as much as the big things. There is nothing too small or too big for our God to handle.

- Divide the passage into smaller chunks for volunteers to read aloud.

Faith Fact

That passage of Scripture is a great reminder of our Faith Fact: **God cares about everything in my life.**

- Show the **Faith Fact Slide** or **Motion Graphic**.



Let's say the Faith Fact together. **God cares about everything in my life.**

GROUP DISCUSSION

*Feel free to use all or just a few questions as a jumping-off place for good discussion. Questions marked with * are designed for more conversation. Adjust the questions based on the age or maturity of your group. Typically, older kids will be able to dive a little deeper than younger ones.*

Questions

Why did the widow approach the prophet Elisha?

What was the only thing the widow had in her house?

* Do you believe that God cares about everything in your life? Why or why not?

* What is something big in your life that you need to talk to God about?

* What is something small in your life that you need to talk to God about?

* How has God shown you that He cares about the little details?

What can you do to show others that you care about them?

APPLICATION AND RESPONSE

We don't know why God chose to perform a miracle for that particular woman and her family. There may have been other families who needed a miracle too. God knows exactly what we need because He made us and knows all the details of our life. Even when things don't go the way we expect them to and God doesn't give us exactly what we asked for, we should remember that He still cares about us. God cares about everything in your life, and He knows what is best for you. Put your faith in Him and ask Him when you need help with something big or small.

Make It a Habit

Select a simple visual reminder of the session's Faith Fact

Did you know that God cares so much about the little details in our life that He even knows how many hairs are on your head? It's true! In [Luke 12:7](#) Jesus said that even "the very hairs on your head are all numbered." Can you imagine trying to count all the hairs on your head? Give it a try. It's pretty much impossible, and of course, you are constantly losing hairs and growing new ones. This is a great visual reminder of the fact that God cares about every little thing in our life.

Prayer

Let's pray and thank God for caring for us.

Thank You, God, for caring about all the little details of my life. It's amazing to know the same God who created the entire universe cares about me. Amen.

FAITH VERSE REVIEW

You Will Need	Getting Ready
<ul style="list-style-type: none"> Forty-eight foam or paper cups with a thick ridge around the top Permanent marker 	<ul style="list-style-type: none"> Write one word of the Faith Verse on the ridge of each cup. Make two sets of Faith Verse cups. (If your group is larger, make additional sets.)

Our Faith Verse for today is [Matthew 5:16](#). It talks about how we can be an example for others and point them toward God.

- Show the **Faith Verse Video or Slide**.



Matthew 5:16 (NLT)

"In the same way, let your good deeds shine out for all to see, so that everyone will praise your heavenly Father."

Let's lock this verse in our heart and mind so that we always remember it!

- Repeat the verse several times. Get creative with the verse practice. Form teams and have them compete. Try saying it in different voices or pitches. Ask individual kids to choose how to practice it. Have fun!

Faith Verse Fun | Stack It

Kids, we are going to Stack It! You need to form two teams. Each team will choose one member to put the Faith Verse words in order by stacking the cups. The team that finishes the verse in order first wins that round.

- *Make sure you mix the cups up before each round.*
- *If your small group is on the larger side, make more sets of verse cups for more teams.*
- *If you have mostly younger kids in your group, you may want to put two words on each cup.*
- *Play as many rounds as you have time for.*


ACTIVITY PAGE | Fun Jars

You Will Need	Getting Ready
<ul style="list-style-type: none"> • Activity Page, one per kid • Crayons or markers • <i>Optional: Decorating items (buttons, felt shapes, tissue paper, ribbon, etc.)</i> • Glue 	<ul style="list-style-type: none"> • Print the Activity Page, one per kid.

Everyone will design and create a unique fun jar. When you're done, you can take your jar home to help you remember today's Faith Fact: **God cares about everything in my life.**

Prayer

God, thank You that You care about everything in my life. Thank You that You even care about the little things, like how many hairs I have on my head. Amen.



FAITH FACT RECAP

- Display the **Faith Fact Slide** or **Motion Graphic** as parents are coming into the room.
- Maximize the time you have with your kids, so that parents see what their kids have learned. Have the kids repeat the Faith Fact, and then dismiss them to their parents.



This is the answer to the question your adults are going to ask: "What did you learn today?" Let's say the Faith Fact together: **God cares about everything in my life.**

DISMISSAL

- *Send home the **Activity Page**.*
- *Remind parents that there are **Family Devotions** available on the app to do with their kid.*
- *Tell everyone the date and time for the next session.*