



**Volume Overview—I Am Not Alone**

*In this series, kids will discover the incredible and important truth that they are not alone—God is with them. They will learn how God equipped David to face his enemy, gave wisdom to Solomon when he asked, empowered the prophet Elijah to face 450 prophets of Baal, and cared for a widow and her sons. We can trust that God cares for us and will give us courage and wisdom too.*

<p><b>SESSION 1:</b> David and Goliath— 1 Samuel 17:32–51 <b>Faith Fact:</b> With God, I can be brave.</p>	<p><b>SESSION 2:</b> Solomon Chooses Wisdom— 2 Chronicles 1:1, 7–12 <b>Faith Fact:</b> With God, I know what to do.</p>
<p><b>SESSION 3:</b> Elijah vs. Baal’s Prophets— 1 Kings 18:16–39 <b>Faith Fact:</b> God is the one true God.</p>	<p><b>SESSION 4:</b> Elisha and the Widow— 2 Kings 4:1–7 <b>Faith Fact:</b> God cares about everything in my life.</p>

**SESSION OVERVIEW**



*In this session, preschoolers will hear that God cares about everything in their lives. They will hear the story of Elisha helping a widow. He told her to collect jars and fill them from the small jar of oil at her house. Miraculously, God helped so that small jar of oil filled several much larger jars. God cares about the details of our lives.*

Bible Lesson	Faith Fact
Elisha and the Widow 2 Kings 4:1–7	God cares about everything in my life.
Faith Verse	
Matthew 5:16 (NLT) In the same way, let your good deeds shine out for all to see, so that everyone will praise your heavenly Father.	

*Bible Engagement Project Preschool curriculum is connected with the intentional, yearlong ministry strategy for kids available at [KidminRoadmap.com](http://KidminRoadmap.com).*

## PREPARING FOR THE SESSION

You Will Need	Getting Ready
<p><b>Preservice Activities</b></p> <ul style="list-style-type: none"> <li>• <i>Building blocks</i></li> <li>• <i>Pudding cups</i></li> <li>• <i>Spoons</i></li> </ul> <p><b>Large Group</b></p> <ul style="list-style-type: none"> <li>• <i>Bible</i></li> <li>• <i>Worship songs (Song suggestions: “Only a Boy Named David” by Bible Songs for Kids; “The Lord Is My Rock” by Freedom Kids; “Nothing Is Impossible” by Planetshakers Kids)</i></li> <li>• <i>For groups not using a phone or tablet only, add:</i> <ul style="list-style-type: none"> <li>○ <i>Projector or TV</i></li> <li>○ <i>Laptop</i></li> <li>○ <b>Countdown 5-Minute Video</b></li> <li>○ <b>Theme Intro Video</b></li> <li>○ <b>Bible Lesson Video A</b></li> <li>○ <b>Bible Lesson Video B</b></li> <li>○ <b>Faith Verse Slide or Motion Graphic</b></li> <li>○ <b>Faith Fact Sound</b> video (bell ringing)</li> <li>○ <b>Faith Fact Slide or Motion Graphic</b></li> </ul> </li> </ul> <p><b>Small Group</b></p> <ul style="list-style-type: none"> <li>• <i>Play food</i></li> <li>• <i>Basket or bag</i></li> <li>• <i>Cloth to cover the basket or bag</i></li> <li>• <b>Small Group Activity Page, one per kid</b></li> <li>• <i>Crayons or markers</i></li> <li>• <i>Cups</i></li> <li>• <i>Water</i></li> <li>• <i>2 large buckets</i></li> <li>• <i>Cones or small obstacles for a course</i></li> <li>• <b>Small Group Hands-On Learning Pages 1–4</b></li> <li>• <i>Colored card stock</i></li> <li>• <i>Scissors</i></li> <li>• <i>Glue sticks</i></li> </ul>	<p><b>Preservice Activities</b></p> <ul style="list-style-type: none"> <li>• <i>Set out toys and snacks.</i></li> </ul> <p><b>Large Group</b></p> <ul style="list-style-type: none"> <li>• <i>Download videos and slides if needed.</i></li> <li>• <i>Select worship song(s) and have them ready to play.</i></li> </ul> <p><b>Small Group</b></p> <ul style="list-style-type: none"> <li>• <i>Place the play food in the basket and cover with the cloth.</i></li> <li>• <i>Print one <b>Small Group Activity Page</b> per kid.</i></li> <li>• <i>Set up a small obstacle course with cones or other small obstacles for the kids to get around.</i></li> <li>• <i>Set one empty bucket at the end of the relay.</i></li> <li>• <i>Fill the second bucket with water and place at the beginning of the relay.</i></li> <li>• <i>Print the <b>Small Group Hands-On Learning Page 1</b>, one per kid.</i></li> <li>• <i>Print <b>Small Group Hands-On Learning Pages 2–4</b> on colored card stock and cut out the shapes. (The number of pages printed will be determined by the group size.)</i></li> </ul>

Check out all the promotional and extra media files available for this theme. To access Bible Engagement Project from a computer, visit [App.BibleEngagementProject.com](http://App.BibleEngagementProject.com).

## PRESERVICE ACTIVITIES (30 Minutes)

*See what's needed at the beginning of the session.*

### **Bible Story Warm-Up**

*As kids play with the toys, ask questions like these to introduce the Bible story:*

What kinds of toys are we playing with today?  
Can you use the blocks to make a cup or bowl?  
What do you put in a cup or bowl?  
Do you know what a jar is?

A jar is like a really big cup or bowl. You can put stuff inside and save it for later.

Today's Bible story is about the prophet who came after Elijah. His name was Elisha. Their names sound alike. Can you say Eli-SHA? (*Group response*) Great job! Today we'll hear a Bible story about Elisha and how God used him to help a poor family. God cares about every part of our lives.

### **Snack: Pudding Cups**

*As kids are eating the snack, share the following:*

Today's snack is pudding! Pudding comes in little cups that are kind of like jars. Today, we are hearing a Bible story with jars.

### **Free Play**

*Any extra time can be spent playing with toys.*

# LARGE GROUP (25 Minutes)

See what's needed at the beginning of the session.

## INTRODUCTION

- *Optional: Play the Countdown 5-Minute Video.*
- *Use this time to pick up toys and transition to the large group area.*



### Welcome

Hi, everyone! If you are doing good, give me two thumbs-up. Awesome! I'm so happy that you came today. My name is \_\_\_\_\_, and I'm your group leader. We're going to hear a really cool story from God's Word, the Bible! *(Hold up the Bible.)*

Today, we are learning about a prophet named Elisha and a widow he helped. A prophet is someone who tells people something that God wants them to know. This woman was a widow because her husband had died. She needed a lot of help. God was going to help her through Elisha. God helps us in all the small areas, called details, of our lives.

- *Play the Theme Intro Video.*



## BIBLE TIME | Elisha and the Widow (2 Kings 4:1-7)

### Bible Video A

Let's see what Lizzy is doing today. Everyone say, "Hi, Lizzy!"

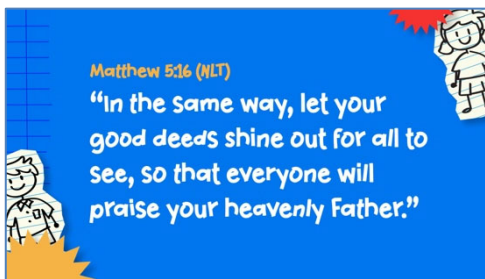
- *Play Bible Lesson Video A.*



Since Lizzy brought it up, let's practice our Faith Verse.

### Faith Verse

- Show the **Faith Verse Slide** or **Motion Graphic**.



Matthew 5:16 (NLT)

In the same way, let your good deeds shine out for all to see, so that everyone will praise your heavenly Father.

## WORSHIP

I'm so happy that God cares about every area of our lives. Let's take some time to say thanks to God.

Let's get ready to sing and move. Let's all jump up and yell, "Praise the Lord!" Ready? 1, 2, 3. "Praise the Lord!"

### Praise

Are you glad God cares about you and me? Wave your hands up high. *(Group response)*  
 Are you glad God gives us what we need? Wave your hands down low. *(Group response)*  
 Who wants to tell God thank You? Wave your hands up high. *(Group response)*

### Prayer

Kids, did you know that God cares about each one of us? *(Group response)* He cares about all the details of our lives too! He cares about our families, our friends, when we're sick or hurt, when we're sad or lonely. I hope we never forget that God cares about the details of our lives.

He loves us and cares about every part of our lives. Would you like to ask God to help you remember that? If so, raise your hand. *(Group response)* Now let's hold our hands like this *(demonstrate praying hands)*, close our eyes, and pray to God.

- *Pause and allow the kids time to repeat each phrase after you.*

*Dear God, please help me to always remember that You care about me and will help me. Thank You. I love You. Amen.*

### Sing

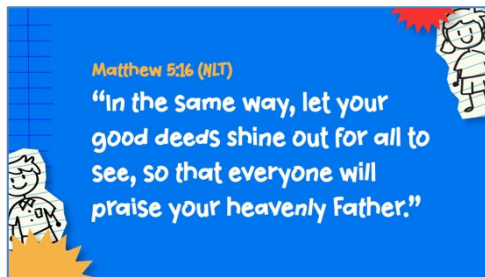
Let's sing and praise God with our whole heart!

- *Lead the kids in singing one or two songs. See suggestions at the beginning of the session.*

### Faith Verse

Before we check in again with Lizzy, let's practice our Faith Verse. Now we can say the full verse and do the actions!

- *Show the **Faith Verse Slide** or Motion Graphic.*



Matthew 5:16 (NLT)

In the same way, let your good deeds shine out for all to see, so that everyone will praise your heavenly Father.

That was amazing! You've learned a new verse and can say it with actions!

---

## BIBLE TIME continued | Elisha and the Widow (2 Kings 4:1-7)

### Bible Video B

Let's check back in with Lizzy.

- *Play **Bible Lesson Video B**.*



**Response Time**

*Consider playing a worship song softly in the background while the kids pray.*


Wow! Isn't it great that we have a God who cares about everything in our lives? Is there anything you need from God today? (*Allow response*) Let's pray and ask God because we know He cares about everything we bring to Him!

*Dear God, thank You for caring about me and all the parts of my life. Thank You for always helping me. You are good to me. Amen.*

**Closing**

We've had so much fun today! We heard about Elisha and the widow. I can't wait to see what we are going to hear about next time.

- Play the **Faith Fact Sound** video.



- Show the **Faith Fact Slide** or **Motion Graphic**.



Let's say our Faith Fact. **God cares about everything in my life.** Let's say it all together one more time. **God cares about everything in my life.** Great job, friends!

**Dismissal to Small Groups**

Now it's time to go to small group with your friends and do some more fun activities.

- *Dismiss the kids by groups.*

**Leader Tip:** *This can be done by assigning colors to teams or by age groups. Note that some preschoolers may not know their age. Using a colored sticker, jersey, or wristband will help separate the kids and help identify their small groups.*

## SMALL GROUP (25 Minutes)

See the supplies and prep instructions at the beginning of the session or in each activity below.

**Leader Tip:** All groups can do each activity at the same time. If you choose to rotate, you will need at least one leader per group.

### Circle 1

## GROUP CONNECTION

### Favorite Foods

You Will Need	Getting Ready
<ul style="list-style-type: none"> <li>• Play food</li> <li>• Basket or bag</li> <li>• Cloth to cover basket or bag</li> </ul>	<ul style="list-style-type: none"> <li>• Place the play food in the basket and cover with the cloth.</li> </ul>

**Goal:** Kids will play a game relating the importance of food to the widow's need for money to pay the debt.


Today we heard how God provided oil to the widow so that she had what she needed to pay her family's debts and take care of her family. There are many things we need to live. One of those things is food. Who likes food? (As you take a "food" item from the basket, ask these questions.)

- What kind of food is this?
- What kinds of food do you like?
- What's your favorite food?

God knows everything about you. He knows your favorite foods. God takes care of you. He cares about everything in your life. Hmm, now what does that remind me of? (Group response) That's right! Our Faith Fact!

### Faith Fact

- Play the **Faith Fact Sound** video.



That sound means it's time to practice our Faith Fact. Can you say it with me?

- Show the **Faith Fact Slide** or **Motion Graphic**.



Say it with me: **God cares about everything in my life.**

### Circle 2

## ACTIVITY PAGE TIME

### Coloring Page

You Will Need	Getting Ready
<ul style="list-style-type: none"> <li>• <b>Activity Page</b>, one per kid</li> <li>• Crayons</li> </ul>	<ul style="list-style-type: none"> <li>• Print copies of the <b>Activity Page</b>, one per kid.</li> </ul>

**Goal:** Kids will explore the Bible story in a creative way through coloring.

This is a picture of the widow and her two sons. What is she pouring out of this jar? (*Group response*) Oil. The other jars had been empty. Elisha told the widow to pour the oil from her small jar into the neighbors' jars. There was not enough oil in that small jar to fill up all of those jars, but God made it happen again and again until all the big jars were full! It was a miracle! God took care of the widow and her boys, and He takes care of us! Let's color the picture. Count how many full jars are on the table.



- When the kids have finished coloring, repeat the Faith Fact several times. **God cares about everything in my life.**

### Circle 3

## FEET-TO-FLOOR GAME TIME

### Fill the Cup Obstacle Relay

You Will Need	Getting Ready
<ul style="list-style-type: none"> <li>• Cups</li> <li>• Water</li> <li>• 2 large buckets</li> <li>• Cones or small obstacles for a course</li> </ul>	<ul style="list-style-type: none"> <li>• Set up a small obstacle course with cones or other small obstacles for the kids to get around.</li> <li>• Set one empty bucket at the end of the relay.</li> <li>• Fill the second bucket with water and place it at the beginning of the relay.</li> </ul>

**Goal:** Kids will review the miracle God did for the widow and her family.

In today's Bible story, we heard about the miracle God performed for the widow and her boys. Just like the widow filled many jars with oil, we are going to fill this bucket with water. You will take your cup of water and go through this obstacle course. At the end, pour your water into this bucket. Be careful not to spill your water. Then run back here and tag the next kid in line.

- *Demonstrate how to do the relay.*
- *Have the kids line up for the relay.*
- *Fill the cups halfway with water as the kids get ready to go through the obstacle course.*
- *Have each kid go through the obstacle course and pour the water into the bucket at the end.*
- *Repeat as time allows.*

## Circle 4


# HANDS-ON LEARNING

## Decorative Jar

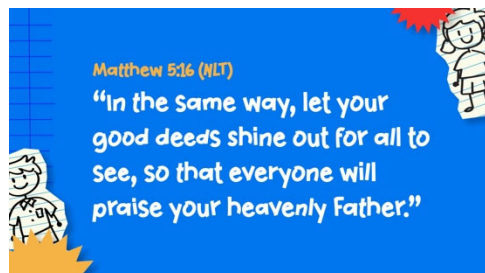
You Will Need	Getting Ready
<ul style="list-style-type: none"> <li>• <b>Hands-On Learning Pages 1–4</b></li> <li>• Colored card stock</li> <li>• Crayons or markers</li> <li>• Glue sticks</li> <li>• Scissors</li> </ul>	<ul style="list-style-type: none"> <li>• Print the <b>Hands-On Learning Page 1</b>, one per kid.</li> <li>• Print the <b>Hands-On Learning Pages 2–4</b> on colored card stock and cut out the shapes. (The number of pages printed will be determined by the group size.)</li> </ul>

**Goal:** Kids will review the Bible story and why the miracle of the oil was so important.

What is this? (Allow responses.) Yes, this is a picture of a jar. God took care of the widow and her sons by miraculously providing enough oil from the widow's jar to fill all the other jars she borrowed. The money from the oil paid the family's debts and left enough money to provide for the family. God took care of them, and He takes care of us. Let's decorate our own jar with crayons or markers and these colored shapes.



- *Have the kids glue the shapes on their jars and color them.*
- *When the kids are finished, review the Faith Verse.*
- *Show the **Faith Verse Slide** or **Motion Graphic**.*



Let's say our Faith Verse one more time and do the actions.

Matthew 5:16 (NLT)

In the same way, let your good deeds shine out for all to see, so that everyone will praise your heavenly Father.

---

## FAITH FACT RECAP

- Display the **Faith Fact Slide** or **Motion Graphic** as parents are coming into the room.
- Maximize the time you have with your kids so that parents see what their kids have learned. Have the kids repeat the Faith Fact, and then dismiss them to their parents.



One thing I want you to remember from today is our Faith Fact. Say it with me. **God cares about everything in my life.**

---

## DISMISSAL

- Send home the **Activity Page** and the **Hands-on Learning Page**.
- Remind parents that there are **Family Devotions** available on the app to do with their kid.
- Tell everyone the date and time for the next session.