

## LEADER OVERVIEW

### Volume Overview—Believing Is Seeing

*In these sessions, kids will learn that God loves everyone. When we listen to and obey God, others can be impacted, and great things can happen. This requires trust that God knows what is best and His timing is perfect. When we trust God, He helps us get through every situation.*

<p><b>SESSION 1:</b> Jonah Goes to Nineveh— Jonah 1:1–2; 3:1 to 4:2 <b>Faith Fact:</b> God loves everyone.</p>	<p><b>SESSION 2:</b> Daniel in the Lions’ Den— Daniel 6:10–27 <b>Faith Fact:</b> God listens when I pray.</p>
<p><b>SESSION 3:</b> Esther and the King— Esther 4:10 to 5:4 <b>Faith Fact:</b> God knows what’s best.</p>	<p><b>SESSION 4:</b> Nehemiah Rebuilds the Wall— Nehemiah 2:11–20 <b>Faith Fact:</b> God wants me to trust Him.</p>

## SESSION OVERVIEW



*In this session, preschoolers will discover that God loves everyone. Every day we come across people who are different than we are. They may like different things, wear different clothes, eat different foods, or believe different things about God; but God still loves them. As believers we are called to love people regardless of who they are. We don’t get a pass on loving people because we don’t like them. Today, preschoolers will learn from the story of Jonah that everyone is deserving of God’s love.*

Bible Lesson	Faith Fact
Jonah Goes to Nineveh Jonah 1:1–2; 3:1 to 4:2	God loves everyone.
Faith Verse	
2 Corinthians 5:7 (NLT) For we live by believing and not by seeing.	

*Bible Engagement Project Preschool curriculum is connected with the intentional, yearlong ministry strategy for kids available at [KidminRoadmap.com](http://KidminRoadmap.com).*

## PREPARING FOR THE SESSION

You Will Need	Getting Ready
<p><b>Preservice Activities</b></p> <ul style="list-style-type: none"> <li>• Sea creature toys</li> <li>• Goldfish, whales, or other fish-shaped snacks</li> </ul> <p><b>Large Group</b></p> <ul style="list-style-type: none"> <li>• Bible</li> <li>• Worship songs (Song suggestions: “Jump Around” by KidSpring; “Faithful” by Gateway Kids Worship; “Jump into the Light” by Jana Alayra; “Ready Set Go” by Yancy &amp; Little Praise Party)</li> <li>• For groups not using a phone or tablet only, add: <ul style="list-style-type: none"> <li>○ Projector or TV</li> <li>○ Laptop</li> <li>○ <b>Countdown 5-Minute Video</b></li> <li>○ <b>Theme Intro Video</b></li> <li>○ <b>Faith Fact Sound Video</b> (bell ringing)</li> <li>○ <b>Faith Fact Slide or Motion Graphic</b></li> <li>○ <b>Bible Lesson Video A</b></li> <li>○ <b>Bible Lesson Video B</b></li> <li>○ <b>Faith Verse Slide or Motion Graphic</b></li> </ul> </li> </ul> <p><b>Small Group</b></p> <ul style="list-style-type: none"> <li>• Toy fish/whale or ball</li> <li>• Music</li> <li>• <b>Small Group Activity Page 1</b>, one per kid</li> <li>• <b>Small Group Activity Page 2</b>, one per six kids</li> <li>• Wooden craft sticks, one per kid</li> <li>• Glue sticks</li> <li>• Crayons or markers</li> <li>• Scissors</li> <li>• <b>Hands-On Learning Page</b>, one per group</li> </ul>	<p><b>Preservice Activities</b></p> <ul style="list-style-type: none"> <li>• Set out toys and snacks.</li> </ul> <p><b>Large Group</b></p> <ul style="list-style-type: none"> <li>• Download videos and slides if needed.</li> <li>• Select worship song(s) and have them ready to play.</li> </ul> <p><b>Small Group</b></p> <ul style="list-style-type: none"> <li>• Print one <b>Small Group Activity Page 1</b>, one per kid, plus one for a sample.</li> <li>• Print the <b>Small Group Activity Page 2</b>, one per six kids, plus one for a sample.</li> <li>• Print the <b>Hands-On Learning Page</b>, one per group.</li> <li>• Make a sample of the <b>Small Group Activity Page</b> and Jonah stick figure. Color the Nineveh scene and the Jonah figure. Glue Jonah to the craft stick.</li> <li>• Cut out the figure of Jonah for younger preschoolers who may not be able to do that task.</li> </ul>

Check out all the promotional and extra media files available for this theme. To access Bible Engagement Project from a computer, visit [App.BibleEngagementProject.com](http://App.BibleEngagementProject.com).

## PRESERVICE ACTIVITIES (30 Minutes)

See what's needed at the beginning of the session.

### Bible Story Warm-Up

As the kids play with the toys, ask questions like these to introduce the Bible story:

Have you ever visited an aquarium or watched a show about animals in the ocean?

Have you ever seen a whale?

Do you think a regular fish could get as big as a whale?

We are going to hear a story today about a man named Jonah who saw a large fish. During his journey, Jonah learned that God loves everyone, and we should too.

### Snack: Goldfish, Whales, or Other Fish-Shaped Foods

As kids are eating the snack, share the following:

In our story today, we are going to learn about a man who ran away from what God wanted him to do. He didn't like the people God was sending him to visit. When he ran away, he was swallowed by a big fish.

Have any of you ever been swallowed by a fish? No, none of you have been swallowed by a fish. But right now, we are swallowing fish.

### Free Play

Any extra time can be spent playing with toys.

## LARGE GROUP (25 Minutes)

See what's needed at the beginning of the session.

### INTRODUCTION

- *Optional: Play the Countdown 5-Minute Video.*
- *Use this time to pick up toys and transition to the large group area.*



**Welcome**

Hi, kids! My name is \_\_\_\_\_. Who is excited to learn about God today? How do we learn about God? (*Hold up the Bible.*) That's right! We learn about God from His Word, the Bible.

Each story in the Bible tells us something about God. Today, we are going to learn that God loves everyone. If you are ready to start our story, look at me through your binoculars. (*Make two circles with your hands and place them over your eyes like binoculars.*) Oh good! It looks like everyone can see me through their binoculars, so we are ready to begin.

- Play the **Theme Intro Video**.



---

**BIBLE TIME | Jonah Goes to Nineveh (Jonah 1:1–2; 3:1 to 4:2)****Bible Video A**


Every time we are together, we learn something amazing from God's Word. It's important that we take time to see what the Bible tells us. Today, we are going to learn that **God loves everyone** no matter what. Lizzy and her grandpa are going to tell us today's Bible story. Let's check in with them now.

- Play **Bible Lesson Video A**.

**Faith Fact**

That was awesome! You did a great job helping Lizzy solve all the clues. The *ship* and the *fish* were each a piece of our Bible story. We learned that **God loves everyone**, even the people we don't like or kids who are mean to us. God even loves the people who don't love Him back. God loves you and me. That is great news!

- Play the **Faith Fact Sound video**.



- Show the **Faith Fact Slide** or **Motion Graphic**.



Perfect timing! Let's shout out our Faith Fact. **God loves everyone.**

## WORSHIP

Let's spend some time singing songs and thanking God for loving us!

### Praise

Are you glad God made you and me? Wave your hands up high. *(Group response)*

Are you glad God loves you? Wave your hands down low. *(Group response)*

Are you glad **God loves everyone**? Wave your hands up high. *(Group response)*

Who wants to thank God? Wave your hands down low. *(Group response)*

### Prayer

Now let's bow our heads and pray.

*Dear God, thank You for loving me no matter what I do or where I come from. Thank You for loving me! I'm so thankful that You love everyone. Amen.*

### Sing

One way to give God thanks is worshipping Him by singing.

- *Lead the kids in singing one or two songs. See suggestions at the top of the session.*

## BIBLE TIME continued | Jonah Goes to Nineveh (Jonah 1:1–2; 3:1 to 4:2)

### Bible Video B

Time to check back in with Lizzy.

- *Play **Bible Lesson Video B**.*



- Show the **Faith Verse Slide** or **Motion Graphic**.



2 Corinthians 5:7 (NLT)

For we live by believing and not by seeing.

### Response Time

*Consider playing a worship song softly in the background while the kids pray.*

Isn't it great that God showed His love for everyone? He can help us love people even when we don't want to. Let's ask God to help us love others, even those we don't want to love.


- *Take time to listen to the kids' prayer requests and say a short prayer.*
- *If your group is large, ask for kids to raise their hands if they have a sick family member, a bump or bruise, a sick or lost pet, etc. This gives all the kids a chance to participate.*

*Dear God, thank You for loving me and taking care of my needs. Help me to love everyone around me. I am glad that You love everyone. Amen.*

### Closing

Did you have fun in our group today, kids? We've heard all about how **God loves everyone** no matter who they are. We've worshipped God by praising, praying, and singing. We've started to learn our new Faith Verse. You're awesome! Do you know why you're awesome? You're awesome because God loves you!

- *Play the **Faith Fact Sound** video.*



Do you remember what we're supposed to do when we hear that sound? (*Shout out the Faith Fact.*) Let's say our Faith Fact now. **God loves everyone.**

- Show the **Faith Fact Slide** or **Motion Graphic**.



Great job, friends! Let's say it one more time. **God loves everyone.**

### Dismissal to Small Groups

Now it's time to head to small group with your friends and do some more fun activities!

- *Dismiss the kids by groups.*

**Leader Tip:** This can be done by assigning colors to teams or by age groups. Note that some preschoolers may not know their age. Using a colored sticker, jersey, or wristband will help separate the kids and help identify their small groups.

## SMALL GROUP (25 Minutes)

See the supplies and prep instructions at the beginning of the session or in each activity below.

**Leader Tip:** All groups can do each activity at the same time. If you choose to rotate, you will need at least one leader per group.

### Circle 1

## GROUP CONNECTION

### Who Does God Love?

You Will Need	Getting Ready
<ul style="list-style-type: none"> <li>• Toy fish/whale or ball</li> <li>• Music</li> </ul>	<p>No prep is needed for this activity.</p>

**Goal:** To have the kids practice the Faith Fact.

Let's sit in a circle here on the floor. Have you ever played Hot Potato? Today, we are going to play that game, but instead of a potato, it's a fish like the one that swallowed Jonah. When the music starts, begin passing the fish to the friend next to you. When the music stops, whoever has the fish will shout the Faith Fact to remind us who God loves. Do you remember the Faith Fact? Let's say it together. **God loves everyone.**

- Play until time runs out.

### Circle 2

## ACTIVITY PAGE TIME


### Jonah and the City of Nineveh Coloring Page

You Will Need	Getting Ready
<ul style="list-style-type: none"> <li>• <b>Activity Page 1</b>, one per kid</li> <li>• <b>Activity Page 2</b>, one per six kids</li> <li>• Wooden craft sticks, one per kid</li> <li>• Glue sticks</li> <li>• Crayons or markers</li> <li>• Scissors</li> </ul>	<ul style="list-style-type: none"> <li>• Print copies of the <b>Activity Page 1</b>, one per kid, plus one for a sample.</li> <li>• Print copies of the <b>Activity Page 2</b>, one per six kids, plus one for a sample.</li> <li>• Make a sample of the <b>Activity Page</b> and Jonah stick figure. Color the Nineveh scene and the Jonah figure. Glue Jonah to the craft stick.</li> <li>• Cut out the figure of Jonah for younger preschoolers who may not be able to do that task.</li> </ul>

**Goal:** Kids will review the Bible story while creating the city of Nineveh and Jonah.


Does anyone remember what city God asked Jonah to go to? (Group response) Let's see how colorful you can make the city of Nineveh.

- Hand out a copy of **Activity Page 1** to each kid.
- Give each kid a cut-out Jonah and a craft stick. (Older preschoolers may be able to cut out Jonah on their own.)
- After they color Jonah, help the kids glue Jonah to the craft stick.



What happened when Jonah went inside the city? (*Group response*) Have you ever told God you were sorry? What did He do when you did that? (*Group response*) You're right, God does forgive us just as He forgave the people in Nineveh.

- Play the **Faith Fact Sound** video.



- Show the **Faith Fact Slide** or **Motion Graphic**.



Let's say it all together. **God loves everyone.**

Circle 3

**FEET-TO-FLOOR GAME TIME**

**God Loves Everyone**

You Will Need	Getting Ready
No supplies are needed for this activity.	No prep is needed for this activity.

**Goal:** To remind the kids how the people of Nineveh prayed to God.

Let's all stand up as a group. When I say, "**God loves everyone,**" I want you to sit crisscross applesauce and put your hands in a prayer position. Listen closely and wait until I say those words.

- When you play the game, begin with other phrases first. For example, say God made birds, God loves animals, etc. Then say the Faith Fact: **God loves everyone.**
- Have kids stand back up after you've said the Faith Fact.
- You can play this game several times.



## DISMISSAL

- *Send home the **Activity Page**.*
- *Remind parents that there are **Family Devotions** available on the app to do with their kid.*
- *Tell everyone the date and time for the next session.*